



# TRADE SPECIALS

Exclusive trade only specials: Available until 31<sup>st</sup> Dec 2019



CCTV | ALARMS | INTERCOMS | ACCESS | LED | SOLAR SYSTEMS



## Micro Solar Power Stations

Take advantage of dozens of new installation opportunities

Over 40 years supporting your installs • (02) 9671 6711 • [sales@rhino.com.au](mailto:sales@rhino.com.au) • [www.rhino.com.au](http://www.rhino.com.au)

Industry leading **4 year warranty** offered on all professional products

Well known, unique & **protected brands** to add value to your installs

We will **match or better pricing** for any directly comparable product

Enjoy **free expert technical support** on the entire product range

# Solar power systems for CCTV, lighting, WiFi, access and more.

» Four mini solar power stations customised to fit your job needs

**Solar Powered Systems** 56W - 180W Solar Panels | 218Wh - 1200Wh Lithium Battery

## ENSA™

### Create Solar Powered Systems

- Solar systems to power your next installation
- Pre-configured & ready for implementation
- Use for lighting, CCTV, WiFi, access & more
- High conversion rate monocrystalline panels
- Large capacity lithium batteries (LiFePO<sub>4</sub>)
- Fully adjustable LED lighting modules
- 180lm/W with microwave motion sensor
- Set parameters with included remote
- 12.8V and 25.6VDC input voltage
- Optional bird spike strip included
- Ø50~60mm diameter pole mount

\*Pole/base not included with SSL-B units, sold separately



#### 56W Solar System

56W Monocrystalline Panel  
218Wh LiFePO<sub>4</sub> Battery  
20W 180lm/W LED Area Light  
145 x 75° Beam Angle  
12.8VDC Output Voltage

**SSL-B20MC**



#### 80W Solar System

80W Monocrystalline Panel  
320Wh LiFePO<sub>4</sub> Battery  
30W 180lm/W LED Area Light  
145 x 75° Beam Angle  
12.8VDC Output Voltage

**SSL-B30MC**



#### 120W Solar System

120W Monocrystalline Panel  
500Wh LiFePO<sub>4</sub> Battery  
50W 180lm/W LED Area Light  
145 x 100° Beam Angle  
12.8VDC Output Voltage

**SSL-B50MC**



#### 180W Solar System

180W Monocrystalline Panel  
1200Wh LiFePO<sub>4</sub> Battery  
60W 180lm/W LED Area Light  
145 x 100° Beam Angle  
25.6VDC Output Voltage

**SSL-B60MC**

# The sky's the limit with solar.

Take advantage of a wide variety of installation opportunities for temporary & fixed solar solutions.



**Building Site Safety**



**Equipment Security**



**LED Area Lighting**



**Remote Gate Control**



**Expand WiFi Networks**



**Solar Surveillance**



**Monitor Private Areas**



**Remote Power Supply**



## Solar Powered Surveillance

- 120W & 180W Solar Systems + surveillance
- Fully configured and ready for installation
- Remote view via 4G\* or 5GHz wireless links
- 4.0MP Mini PTZ incl., other options available\*
- Surveillance grade microSD storage incl.
- 500Wh or 1200Wh high capacity batteries

\*Pole/base, SIM sold separately, camera changes may increase cost.

**SLR-B120-4G/4W**  
(120W Panel, 4G/WiFi)

**SLR-B180-4G/4W**  
(180W Panel, 4G/WiFi)



# Ultra HD recording solutions for a wide variety of applications.

» Deliver more value in your installs with 4K NVRs across the range

## Compact NVR Series Up to 16 Channels | Up to 2 x HDD Bays



### Compact 4 Channel PoE NVR

Record 8.0MP, up to 80Mbps, 4 port PoE, 1 x HDD up to 10TB, 1 x HDMI/VGA, H.265, smart fan, QR code remote config.

**NVR4COM2**  
(4CH, 4 x PoE)



### Compact 8 Channel PoE NVR

Record 8.0MP, up to 80Mbps, 8 port PoE, 1 x HDD up to 10TB, 1 x HDMI/VGA, H.265, smart fan, QR code remote config.

**NVR8COM2**  
(8CH, 8 x PoE)



### Compact 16 Channel PoE NVR

Record 8.0MP, up to 200Mbps, 16 port PoE, 2 x HDD up to 10TB each, 1 x HDMI/VGA, H.265, smart fan, QR code remote config.

**NVR16COM2**  
(16CH, 16 x PoE)

## Professional NVR Series Up to 32 Channels | Up to 4 x HDD Bays



### Professional 4 Channel PoE NVR

Record 8.0MP/4K, up to 200Mbps, 4 port PoE, H.265+, 2 x HDD up to 10TB each, 1 x HDMI, 1 x VGA, 4/2 alarm I/O, QR code remote config.

**NVR4PRO3**  
(4CH, 4 x PoE)



### Professional 8 Channel PoE NVR

Record 12.0MP, up to 320Mbps, 8 port PoE (8 x ePoE), H.265+, 2 x HDD up to 10TB each, 1 x HDMI, 1 x VGA, 4/2 alarm I/O, QR code config.

**NVR8PRO7**  
(8CH, 8 x PoE)



### Professional 16 Channel PoE NVR

Record 12.0MP, up to 320Mbps, 16 port PoE (8 x ePoE), H.265+, 4 x HDD up to 10TB each, 2 x HDMI, 1 x VGA, 16/6 alarm I/O, QR code config.

**NVR16PRO7**  
(16CH, 16 x PoE)



### Professional 24 Channel PoE NVR

Record 12.0MP, up to 320Mbps, 24 port PoE, H.265+, 4 x HDD up to 10TB each, 2 x HDMI, 1 x VGA, 16/6 alarm I/O, QR code config.

**NVR24PRO6**  
(24CH, 24 x PoE)



### Professional 32 Channel PoE NVR

Record 12.0MP, up to 320Mbps, 16 port PoE (8 x ePoE), H.265+, 4 x HDD up to 10TB each, 2 x HDMI, 1 x VGA, 16/6 alarm I/O, QR code config.

**NVR32PRO16P3**  
(32CH, 16 x PoE)



### Professional 16/32Ch Non-PoE NVR

Record 12.0MP, up to 320Mbps, 16/32 channels, H.265, QR code, Alarm I/O, HDMI/VGA, eSATA, RS232/485, 1 x RJ45 (16CH), 2 x RJ45 (32CH)

**NVR16PRO6NP (16CH, 2 x HDD)**  
**NVR32PRONP2 (32CH, 4 x HDD)**

# Artificial intelligence CCTV.

The latest in IP surveillance intelligent functionality with the VIP Vision™ Professional AI Series NVR.


**AI**  
ARTIFICIAL INTELLIGENCE



## Professional AI 32 Channel PoE NVR

- Identify people in real-time with Face Recognition
- AI video analytics: Tripwire/intrusion by person/vehicle
- Metadata collection for classification of person/vehicle
- Record beyond 12.0MP, 320Mbps incoming bandwidth
- 16 port PoE (8 x ePoE), 4 x HDD bays, 2 x HDMI, 1 x VGA, 16/6 alarm input/output, QR code config.

**NVR32PRO16P-I**  
**(32CH, 16 x PoE)**



### Facial Recognition

- Up to 4 channels
- Blacklist, whitelist & stranger ID
- Search by face



### Perimeter Protection

- Up to 16 channels
- Vehicle & person classification by tripwire/intrusion



### Metadata Collection

- Collect person & vehicle details
- Search footage by metadata

# Super IP surveillance specials to power your next installation.

» Deliver more value in your installs with amazing IP CCTV deals

**Compact Series IP Surveillance** Fixed Lens | Motorised Lens

**Limited time, incredible value from Watchguard.**



**6.0**  
MEGAPIXEL

**4 YEAR**  
WARRANTY



## Compact Series 6.0MP IP Cameras

Stream 6.0MP at 20fps, 2.8mm wide lens (98°), built-in mic, H.265+, true WDR (120dB), 50m IR, IVS incl. tripwire & intrusion, metal housing, IP67, PoE/12VDC

VSIPC-6DIRC (6.0MP, White)  
VSIPC-6DIRC-B (6.0MP, Black)



**4.0**  
MEGAPIXEL



## Compact 4.0MP IP Bullet

4.0MP@20fps, 2.8mm (101°), 30m IR, digital WDR, H.265, full metal housing, IP67 rated, PoE

VSIPC-4BIRS  
(2.8, 4.0MP)



**4.0**  
MEGAPIXEL



## Compact 4.0MP IP Vandal

4.0MP@20fps, 2.8mm (101°), 30m IR, digital WDR, H.265, full metal housing, IP67/IK10 rated, PoE

VSIPC-4DIRD  
(2.8, 4.0MP)



**4.0**  
MEGAPIXEL



## Compact 4.0MP IP Motorised Bullet & Domes

4.0MP@20fps, 2.8~12mm motorised lens (94~33°), 60m IR, digital WDR, H.265, full metal, IP67 rated, PoE

VSIPC-4BIRMG  
(4.0MP)

4.0MP@20fps, 2.8~12mm motorised lens (94~33°), 30m/50m IR, digital WDR, full metal, IP67/IK10 rated, PoE

VSIPC-4DIRMD (Vandal)  
VSIPC-4DIRMG (Turret)

## Ultimate deals on 4.0MP motorised IP CCTV kits.



### Motorised Lens 4.0MP IP Surveillance Kits

Mix & match any combination of bullet/turret/vandal domes, 4.0MP@20fps, 2.8~12mm lens, full metal housing, IP67 rated, PoE/12VDC, pre-fitted HDD

4 Cameras + 1TB  
NVRKIT-C441M

8 Cameras + 2TB  
NVRKIT-C842M

16 Cameras + 4TB  
NVRKIT-C1644M

**CHOOSE**  
**BULLET,**  
**TURRET OR**  
**VANDAL**



**4.0**  
MEGAPIXEL

# Amazing value IP kits.

The best in value from Watchguard™ ready for install with 6.0MP Compact Series IP surveillance kits.



## Compact Series 6.0MP IP CCTV Kits

Available in 4, 8 and 16 channels kits with PoE NVRs.

\*Cabling sold separately.



### 4CH 6.0MP Fixed Lens IP Kit

1 x 4 Channel COM Series NVR, 4 x PoE, 1 x HDD bay  
1 x Pre-installed 1TB SkyHawk Surveillance HDD  
4 x 6.0MP 2.8mm (98°) turret domes

**NVRKIT-C461F**  
**(4CH, 1TB HDD)**



### 8CH 4.0MP Fixed Lens IP Kit

1 x 8 Channel COM Series NVR, 8 x PoE, 1 x HDD bay  
1 x Pre-installed 2TB SkyHawk Surveillance HDD  
8 x 6.0MP 2.8mm (98°) turret domes

**NVRKIT-C862F**  
**(8CH, 2TB HDD)**



### 16CH 4.0MP Fixed Lens IP Kit

1 x 16 Channel COM Series NVR, 16 x PoE, 2 x HDD bays  
1 x Pre-installed 4TB SkyHawk Surveillance HDD  
16 x 6.0MP 2.8mm (98°) turret domes

**NVRKIT-C1664F**  
**(16CH, 4TB HDD)**



**Pro 2.0MP Fixed IP Turret**  
2.0MP@50fps, 3.6mm (87°), 50m IR, IVS incl. face detect, true WDR, built-in mic, microSD, ePoE, IP67

**VSIP2MPVDMINIIRCB**  
(3.6, 2.0MP)



**Pro 4.0MP Fixed IP Turret**  
4.0MP@25fps, 2.8mm (104°), 3.6mm (87°), 50m IR, IVS incl. face detect, true WDR, built-in mic, microSD, ePoE, IP67

**VSIP4MPVDMINIIRCB**  
(2.8/3.6, 4.0MP)



**Pro 6.0MP Fixed IP Turret**  
6.0MP@20fps, 2.8mm (98°), 50m IR, IVS incl. face detect, true WDR, built-in mic, microSD, ePoE, IP67

**VSIP6MPVDMINIIRCB**  
(2.8, 6.0MP)



**Pro 8.0MP Fixed IP Turret**  
8.0MP@15fps, 2.8mm (112°), 50m IR, IVS incl. face detect, true WDR, built-in mic, microSD, ePoE, IP67

**VSIP8MPVDMINIIRCB**  
(2.8, 8.0MP)

## Essential motorised lens IP surveillance cameras.



### Pro Series 4.0MP Motorised IP Cameras

4.0MP@20fps, available in 3 camera styles, 2.7~12mm motorised lens (104~28°), fixed iris, 60m (bullet) / 30m (vandal) / 50m (turret) infrared, true WDR, tripwire & intrusion IVS, microSD, IP67 rated

**VSIP4MPFBIRMD (Bullet)**  
**VSIP4MPVDIRMD (Vandal)**  
**VSIP4MPVDIRME (Turret)**

## Ultra HD / 4K: The best image for the best price.



### Pro Series 8.0MP Motorised IP Cameras

8.0MP@25fps, huge 1/1.8" image sensor, 3.7~11mm motorised lens (112~46°), fixed iris, 30m (dome) / 60m (bullet) IR, true WDR, IP67, tripwire & intrusion IVS, Starlight (0.004lx), microSD, IP67

**VSIP8MPFBIRMD (Bullet)**  
**VSIP8MPVDIRMD (Dome)**



**Pro 4.0MP Fixed IP Wedge**  
4.0MP@25fps, 3.6mm (87°), 6.0mm (57°), 20m IR, IVS, true WDR, microSD, built-in mic, IP67/IK10

**VSIP4MPVDIRFV2**  
(3.6/6.0, 4.0MP)



**Pro 2.0MP Fixed IK10 IP Bullet**  
2.0MP@50fps, 3.6mm lens (87°), 60m IR, IVS, true WDR, microSD, ePoE, alarm I/O, audio I/O, IP67/IK10

**VSIP2MPFBMINIIR**  
(3.6, 2.0MP)



**Pro 6.0MP Fixed IP Mini Bullet**  
6.0MP@20fps, 2.8mm (98°) lens, 40m IR, IVS incl. face detect, true WDR (120dB), microSD, ePoE, IP67

**VSIP6MPFBMINIIR2.8**  
(2.8, 6.0MP)



**Pro 8.0MP Fixed IP Mini Bullet**  
8.0MP@15fps, 2.8mm (112°) lens, 40m IR, IVS incl. face detect, true WDR (120dB), microSD, ePoE, IP67

**VSIP8MPFBMINIIR2.8**  
(2.8, 8.0MP)



# Pro CCTV ready for install.

Create impressive installations with deals on VIP Vision™ 8.0MP Professional Series surveillance kits.



## Mix & match cameras

Applies to VSIP8MPFBIRMD and VSIP8MPVDIRMD only



### 4CH 8.0MP Motorised Lens IP Kit

1 x 4 Channel PRO Series NVR, 4 x PoE, 2 x HDD bays  
1 x Pre-installed 2TB SkyHawk Surveillance HDD  
4 x 8.0MP IVS WDR 3.7~11.0mm (112~46°) cameras

**NVRKIT-P482M**  
(4CH, 2TB HDD)



### 8CH 8.0MP Motorised Lens IP Kit

1 x 8 Channel PRO Series NVR, 8 x PoE, 2 x HDD bays  
1 x Pre-installed 4TB SkyHawk Surveillance HDD  
8 x 8.0MP IVS WDR 3.7~11.0mm (112~46°) cameras

**NVRKIT-P884M**  
(8CH, 4TB HDD)



### 16CH 8.0MP Motorised Lens IP Kit

1 x 16 Channel PRO Series NVR, 16 x PoE, 4 x HDD bays  
2 x Pre-installed 4TB SkyHawk Surveillance HDD  
16 x 8.0MP IVS WDR 3.7~11.0mm (112~46°) cameras

**NVRKIT-P1688M**  
(16CH, 2 x 4TB HDD)

# Best in surveillance functions and camera performance.

» Ultimate Series surveillance for the best results in large installs

Ultimate Series IP Surveillance Motorised Lens | Auto DC Iris | Ultimate Functionality

## Superb image clarity in challenging conditions.



### Ultimate Series 6.0MP / 8.0MP Motorised IP Domes

6.0MP@20fps, 2.7~13.5mm (91~27°), DC auto iris, 50m IR, IVS, true WDR, microSD, built-in mic, ePoE, IP67

8.0MP@20fps, 2.7~12mm (102~39°), DC auto iris, 50m IR, IVS, true WDR, microSD, built-in mic, ePoE, IP67

**VSIPE6MPVDIRMG**  
(6.0MP)

**VSIPE8MPVDIRMG**  
(8.0MP)

## Alarm, audio, heater, zoom, ePoE & more.



### Ultimate Series 8.0MP Motorised IP Cameras

8.0MP@15fps, 2.7~12mm motorised lens (110°~40°), 50m IR (100m zoom bullet), H.265+, true WDR, IP67, IK10, ePoE, audio, alarm, microSD.

IVS features: tripwire, intrusion, object detection and face detection.

In standard lens, long distance lens (38°~14°) & built-in heater models.

Standard 2.7~12mm lens

**VSIPE8MPFBIRM**  
**VSIPE8MPVDIRM**

Long distance 7~35mm lens

**VSIPE8MPFBIRM-Z**  
**VSIPE8MPVDIRM-Z**

2.7~12mm lens + built-in heater

**VSIPE8MPFBIRMH**  
**VSIPE8MPVDIRMH**

## Preserve colour details in challenging lighting.



### 2.0MP 24/7 Colour Fixed Lens IP Cameras

With a large sensor, wide aperture & no infrared, 24/7 Colour cameras are designed for capturing colour detail in incredibly low light conditions.

Large 1/2.8" sensor, 2.0MP@25fps, 3.6mm (87°) lens at wide f/1.0 aperture, incredible 0.001lx min. illumination, true WDR, IVS, IP67, IK10 rated (dome)



**VSIIP2MPFBFC**  
(3.6, 2.0MP)

**VSIIP2MPVDFC**  
(3.6, 2.0MP)

# Build large IP installations.

Deliver the best performance in large, high resolution installs with powerful VIP Vision™ Ultimate Series NVRs.



## Ultimate 32 Channel NVR

Record 12.0MP, up to 384Mbps, Intel® dual Core™ processors, 2 x RJ45 1000M ports, H.265+, 8 x HDD up to 10TB each, 2 x HDMI, 1 x VGA, 16/8 alarm I/O, multi-display support, RAID & hotswap HDD modes

**NVR32ULTNPV2**  
(32CH, No PoE)



## Ultimate 64 Channel NVR

Record 12.0MP, up to 384Mbps, Intel® dual Core™ processors, 2 x RJ45 1000M ports, H.265+, 8 x HDD up to 10TB each, 2 x HDMI, 1 x VGA, 16/8 alarm I/O, multi-display support, RAID & hotswap HDD modes

**NVR64ULT8S**  
(64CH, No PoE)



## Ultimate 64 Channel NVR

Record 12.0MP, up to 384Mbps, Intel® quad Core™ processors, 4 x RJ45 1000M ports, 2 x fibre, H.265+, 16 x HDD up to 10TB each, 2 x HDMI, 1 x VGA, 16/8 alarm I/O, multi-display support, RAID & hotswap HDD modes, front panel LCD display

**NVR64ULTNPV2**  
(64CH, No PoE)

# Build impressive IP installs with our specialty CCTV range.

» Make an impact with PTZ, pinhole, fisheye & WiFi cameras

Specialty IP Series PTZ Domes | WiFi Cameras | Pinhole | Fisheye



**Full HD 1080** **Ultra Low Light**  
**Pro 2.0MP 25x Zoom IP PTZ**  
 2.0MP@50fps, 4.8 ~ 120mm (59~2.4°), 150m IR, IVS, true WDR, IP67, audio/ alarm I/O, auto-track, 360° pan, PoE+  
**VSIP2MPPTZIRV2 (25x zoom, 2.0MP)**



**4.0 MEGAPIXEL**  
**Pro 4.0MP 30x Zoom IP PTZ**  
 4.0MP@25fps, 4.5~135mm (60~2.2°), 100m IR, IVS, true WDR, IP67, audio/ alarm I/O, auto-track, 360° pan, PoE+  
**VSIP4MPPTZIR (30x zoom, 4.0MP)**



**4.0 MEGAPIXEL**  
**Pro 4.0MP Compact IP PTZ**  
 4.0MP@25fps, 4x zoom 2.7~11mm lens (112° ~ 30°) 4x zoom, 355° pan, 0~90° tilt, IP67, IK10  
**VSIP4MPPTZMINI (4x zoom, 4.0MP)**



**Full HD 1080** **Ultra Low Light**  
**Pro 2.0MP Surface IP PTZ**  
 2.0MP@25fps, 12x zoom 5.3~64mm lens (59° ~ 5°), endless 360° pan, 0~90° tilt, microSD, IP66, IK10  
**VSIP2MPPTZV3 (12 x zoom, 2.0MP)**



**Full HD 1080** **Ultra Low Light**  
**Pro 2.0MP Recessed IP PTZ**  
 2.0MP@50fps, 25x zoom 4.8~120mm lens (59° ~ 2.4°), endless 360° pan, 0~90° tilt, alarm, audio, microSD, IK10  
**VSIP2MPPTZCV3 (2.0MP)**



**Full HD 1080**  
**2.0MP Pinhole IP Camera**  
 2.0MP@25fps 2.8mm fixed lens (105°), 0.02lx, true WDR, IVS tripwire/intrusion, compact size 45x58x35mm  
**VSIPPH-2S (2.0MP)**



**5.0 MEGAPIXEL**  
**5.0MP Fisheye IP Dome**  
 5.0MP@25fps 1.4mm circular fisheye lens (360°), 0.02lx, IVS incl. heatmap, electronic day/night, IP67/IK08  
**VSIP5MPFEV2 (5.0MP)**



**12.0 MEGAPIXEL**  
**12.0MP Fisheye IP Dome**  
 12.0MP@25fps 1.98mm circular fisheye lens (360°), 10m 360° infrared, IVS incl heatmap, alarm, audio, IP67/IK10  
**VSIP12MPFEIRV2 (12.0MP)**



**3.0 MEGAPIXEL**  
**WiFi 3.0MP Fixed Mini Dome**  
 3.0MP@20fps, 2.8mm (100°), 30m IR, digital WDR, 0.01lx, microSD, IP67 & IK10, metal/polycarb body, 12VDC  
**VSIPW-3VDIR**



**3.0 MEGAPIXEL**  
**WiFi 3.0MP Fixed Mini Bullet**  
 3.0MP@20fps, 2.8mm (100°), 30m IR, digital WDR, 0.01lx, microSD, IP67 rated, full metal body, 12VDC  
**VSIPW-3FBIR**



**WiFi 4 Channel Dual Band NVR**  
 Record up to 5.0MP (80Mbps), 2.4GHz & 5GHz, 1 x HDD up to 10TB each, H.264, 50m WiFi range (line of sight)  
**NVR4WF**



**WiFi 4 Channel 3.0MP CCTV Kit**  
 WiFi NVR with pre-installed 1TB and your choice of 4 3.0MP@20fps WiFi bullet or dome cameras. PSU included.  
**NVR4WFPACK**

# Specialised IP surveillance.

New long range, high performance IP PTZ domes for the most demanding installation requirements.



## Ultimate Series IP PTZ Cameras

- High PTZ mobility and up to 48x lossless optical zoom
- Auto tracking, tripwire/intrusion, face detect & more
- Electronic image stabilisation & long range infrared
- Ultra low light colour image performance & true WDR
- MicroSD, audio & alarm I/O, IP67, Hi-PoE support

### Ultimate 2.0MP 48x IP PTZ

2.0MP@50fps, 48x zoom (64.55°~1.5°), 0.001lx low light, 450m LED infrared, lens wiper, incl. right angle bracket

**VSIP2MPPTZIRK**  
(2.0MP, 48x Zoom)

### Ultimate 8.0MP 40x IP PTZ

8.0MP@25fps, 40x zoom (63.9°~2.0°), 0.002lx low light, 450m LED infrared, lens wiper, incl. right angle bracket

**VSIPPTZ-8IRU**  
(8.0MP, 40x Zoom)



### Optical Zoom

- 40x & 48x lossless optical zoom
- Beyond 1000m imaging range



### Long Range Infrared

- High power LED infrared system
- Up to 450m range in total darkness



### Auto Tracking

- Ideal when auto tracking triggered via IVS tripwire or intrusion

# Deliver excellent results in new & upgrade installations.

» Wide range of coaxial surveillance solutions from 720p to 4K

**HDCVI Digital Video Recorders Up to 8.0MP | Backwards & Cross Compatibility**



### Entry 8 Channel DVR

Record 720p@15fps, add 2CH IP, 1 x HDD up to 10TB, H.265, HDMI, VGA, supports CVI/AHD/TVI/composite

**CVR8ENT**  
(8CH, 720p)



### Entry 16 Channel DVR

Record 720p@15fps, add 2CH IP, 1 x HDD up to 10TB, H.265, HDMI, VGA, supports CVI/AHD/TVI/composite

**CVR16ENT**  
(16CH, 720p)



### Compact 8 Channel DVR

Record 8.0MP@7fps, add 2CH IP, 1 x HDD up to 10TB, H.265, HDMI, VGA, supports CVI/AHD/TVI/composite

**CVR8COM**  
(8CH, 8.0MP)



### Compact 16 Channel DVR

Record 8.0MP@7fps, add 2CH IP, 1 x HDD up to 10TB, H.265, HDMI, VGA, supports CVI/AHD/TVI/composite

**CVR16COM**  
(16CH, 8.0MP)



### Professional 8 Channel DVR

Record 8.0MP@7fps, add 4CH IP up to 8.0MP, H.265, 2 x HDD up to 10TB each, HDMI, VGA, supports CVI/AHD/TVI/composite

**CVR8PRO3**  
(8CH, 8.0MP)



### Professional 16 Channel DVR

Record 8.0MP@7fps, add 8CH IP up to 8.0MP, H.265, 2 x HDD up to 10TB each, HDMI, VGA, supports CVI/AHD/TVI/composite

**CVR16PRO3**  
(16CH, 8.0MP)



### Professional 32 Channel DVR

Record 2.0MP@15fps, supports 32CH IP up to 8.0MP, H.265, 8 x HDD up to 10TB each, 2 x HDMI, VGA, supports CVI/AHD/TVI/composite

**CVR32PRO3**  
(32CH, 2.0MP)



### Ultimate 16 Channel DVR

4.0MP@15fps, supports 64CH IP up to 12.0MP, H.265, 8 x HDD (10TB each), 2 x HDMI, VGA, CVI/AHD/TVI, alarm, audio, face detect, people counting

**CVR16ULT**  
(16CH, 4.0MP)

**Value Series HDCVI Cameras Up to 2.0MP | Full Metal Chassis**



### Entry 1.0MP HDCVI Bullet

1.0MP@25fps, 3.6mm (88°), 20m IR, full metal, IP67 rated body, HDCVI video output, 12VDC

**VSCVI1MPFBIRV2**  
(720p)



### Entry 1.0MP HDCVI Dome

1.0MP@25fps, 3.6mm (88°), 50m IR, full metal, IP67 rated body, HDCVI video output, 12VDC

**VSCVI1MPDIRV4**  
(720p)



### Compact 2.0MP HDCVI Bullet

2.0MP@25fps, 3.6mm (83°), 20m IR, HD/SD switchable video out, full metal, IP67, 12VDC

**VSCVI2MPFBIRV2**  
(2.0MP)



### Compact 2.0MP HDCVI Dome

2.0MP@25fps, 3.6mm (90°), 50m IR, HD/SD switchable video out, full metal, IP67, 12VDC

**VSCVI2MPDIRV4**  
(2.0MP)



**24/7 Colour 2.0MP HDCVI Dome**

2.0MP@25fps, 3.6mm (90°), 0.001lx 24/7 colour, true WDR, built-in mic, CVI/AHD/TVI/SD DIP switch, IP67, IK10, 12VDC

**VSCVI-2DFCG (3.6, 2.0MP)**



**Ultra Low Light**

**Full HD 1080**



**2.0MP 25x Zoom HDCVI PTZ**

2.0MP@25fps, 4.8~120mm (59~2.4°), 150m IR, true WDR, HDCVI/SD switch video out, audio & alarm, 0.005lx, 360° endless pan, -15°~90° tilt, IP67, 24VAC

**VSCVI2MPPTZIRBV2 (25x, 2.0MP)**

**4.0 MEGAPIXEL**



**4.0MP 30x Zoom HDCVI PTZ**

4.0MP@25fps, 4.5~135mm (60~2.2°), 100m IR, true WDR, HDCVI/SD switch video out, audio & alarm, 360° endless pan, -15°~90° tilt, IP67, 24VAC

**VSCVI4MPPTZIRB (30x, 4.0MP)**

**Ultimate Series: For the best in video over coax.**



**SECURVIEW VICTORY SERIES Pro Series 8.0MP Fixed & Motorised HDCVI Cameras**

Available in 2.0MP@25fps or 8.0MP@12fps, 3.7~11mm (112~46°) auto-iris DC, 100m IR, true WDR, HDCVI/SD dual video out, starlight 0.005lx, alarm & audio, IP67, 12VDC/24VAC dual voltage, on-camera focus/zoom

**2.0MP:**

**VSCVI2MPVDIR50M (Dome)  
VSCVI2MPFBIRM100M (Bullet)**

**8.0MP:**

**VSCVI8MPVDIRM (Dome)  
VSCVI8MPFBIRM (Bullet)**



**NEW ULTIMATE HDCVI PTZs**

**Ultimate Series 2.0MP / 4.0MP HDCVI PTZ Domes**

2.0MP@25fps, 25x zoom 4.8~120mm (62~2.6°), 200m IR, true WDR, 0.005lx, HDCVI/SD switchable, video out, audio & alarm, 360° pan, -20°~90° tilt, IP67/IK10, 24VAC

**VSCVIPTZ-2IRU (25x, 2.0MP)**

4.0MP@25fps, 30x zoom, 4.5~135mm (60~2.2°), 200m IR, true WDR, HDCVI/SD switchable video out, audio & alarm, 360° endless pan, -15°~90° tilt, IP67/IK10, 24VAC

**VSCVIPTZ-4IRU (30x, 4.0MP)**



**Ethernet over Coax Extenders**

Extend Data/Power from PoE switch over coax. Extend over coax up to 400m @100Mbps & up to 1000m@10Mbps (using RG59 coax)

\*Transmitter & receiver sold separately

**VSEOC-ATX (Transmitter)  
VSEOC-ARX (Receiver)**



**Ethernet Over Coax Pair**

ePoE switch to ePoE IP camera over coaxial cable, 400m@100Mbps and 1000m@10Mbps (using RG59)

**VSEOCPAIRV2 (includes 2 units)**



**HDCVI Video Decoder**

Extend CCTV to spot monitors over coaxial cable; split to VGA, HDMI, composite & inline HDCVI

**VSCVIDECODER (HDCVI to HDMI/VGA/SD)**





**SECURVIEW**  
VICTORY SERIES

**Pro 2.0MP HDCVI Bullet**

2.0MP@25fps, 3.6mm (90°), 40m IR, true WDR, HDCVI/SD dual video out, IP67, 12VDC

**VSCVI2MPFBIRV4**  
(3.6, 2.0MP)



**SECURVIEW**  
VICTORY SERIES

**Pro 2.0MP HDCVI IK10 Dome**

2.0MP@25fps, 3.6mm (87°), 30m IR, true WDR, HDCVI/SD switchable video out, 0.005lx, IP67, IK10, 12VDC

**VSCVI2MPVDIRV3**  
(3.6, 2.0MP)



**SECURVIEW**  
VICTORY SERIES

**Pro 2.0MP Motorised Bullet**

2.0MP@25fps, 2.7~13.5mm (109~29°), 80m IR, true WDR, CVI/AHD/TVI/SD, 0.005lx, audio, IP67, 12VDC/24VAC

**VSCVI2MPFBIRMV4**  
(2.0MP)



**SECURVIEW**  
VICTORY SERIES

**Pro 2.0MP Motorised Dome**

2.0MP@25fps, 2.7~13.5mm (109~29°), 30m IR, true WDR, CVI/AHD/TVI/SD, 0.005lx, IP67/IK10, 12VDC/24VAC

**VSCVI2MPVDIRMV4**  
(2.0MP)



**SECURVIEW**  
VICTORY SERIES

**Pro 4.0MP HDCVI Bullet**

4.0MP@25fps, 3.6mm (79°), 40m IR, true WDR, HDCVI/SD dual video out, IP67, 12VDC

**VSCVI4MPFBIR**  
(3.6, 4.0MP)



**SECURVIEW**  
VICTORY SERIES

**Pro 5.0MP HDCVI Bullet**

5.0MP@20fps, 2.8mm (98°), 40m IR, 0.005lx, true WDR, built-in mic, CVI/AHD/TVI/SD DIP switch, IP67, 12VDC

**VSCVI-5BIR2.8E**  
(2.8, 5.0MP)



**SECURVIEW**  
VICTORY SERIES

**Pro 5.0MP HDCVI IK10 Dome**

5.0MP@20fps, 2.8mm (98°), 30m IR, true WDR, CVI/AHD/TVI/SD DIP switch, IP67, IK10, 12VDC

**VSCVI-5DIR2.8D**  
(2.8, 5.0MP)



**SECURVIEW**  
VICTORY SERIES

**Pro 5.0MP HDCVI Dome**

5.0MP@20fps, 2.8mm (98°), 50m IR, 0.005lx, true WDR, built-in mic, CVI/AHD/TVI/SD DIP switch, IP67, 12VDC

**VSCVI-5DIR2.8G**  
(2.8, 5.0MP)



**SECURVIEW**  
VICTORY SERIES

**Pro 5.0MP Motorised Bullet**

5.0MP@20fps, 2.7~13.5mm (102~29°), 80m IR, true WDR, CVI/AHD/TVI/SD, 0.005lx, audio, IP67, 12VDC/24VAC

**VSCVI-5BIRMG**  
(5.0MP)



**SECURVIEW**  
VICTORY SERIES

**Pro 5.0MP Motorised Dome**

5.0MP@20fps, 2.7~13.5mm (109~29°), 30m IR, true WDR, CVI/AHD/TVI/SD DIP switch, IP67/IK10, 12VDC/24VAC

**VSCVI-5DIRMD**  
(5.0MP)



**SECURVIEW**  
VICTORY SERIES

**Pro 5.0MP Motorised Dome**

5.0MP@20fps, 2.7~13.5mm (109~29°), 60m IR, true WDR, CVI/AHD/TVI/SD DIP switch, IP67, 12VDC/24VAC

**VSCVI-5DIRMG**  
(5.0MP)



**SECURVIEW**  
VICTORY SERIES

**Pro 8.0MP HDCVI PIR Bullet**

8.0MP@15fps, 2.8mm (111°), 20m IR, 0.005lx, true WDR, built-in mic, PIR motion, DIP switchable, IP67, 12VDC

**VSCVI-8BIRP**  
(2.8, PIR, 8.0MP)

**Deliver huge value for less in your next install.**

**SECURVIEW**  
VICTORY SERIES

**Pro Series 8.0MP Fixed & Motorised HDCVI Cameras**

Huge 1/2" sensor, 8.0MP@15fps, Ultra Low Light 0.005lx, true WDR (120dB), 2.8mm (111°), 3.7~11mm (112~46°), HDCVI/AHD/TVI/SD switchable, 12VDC

**Fixed Lens (2.8mm):**  
VSCVI-8DIRG (Dome, 50m IR)  
VSCVI-8BIRG (Bullet, 40m IR)

**Motorised (3.7~11mm):**  
VSCVI-8DIRMG (Dome, 60m IR)  
VSCVI-8BIRMG (Bullet, 80m IR)



# 4K and ready for install.

The best price and ease of install with our latest 4K Professional HDCVI kit, including all cable & power.



## Professional 8.0MP HDCVI Surveillance Kits

- 4K HDCVI fixed lens CCTV packages with 4, 8 & 16 cameras
- 8.0MP 50m IR, 2.8mm lens (111°), built-in mic, IP67 metal domes
- 8.0MP 40m IR, 2.8mm lens (111°), built-in mic, IP67 metal bullets
- Pre-installed Seagate SkyHawk surveillance grade hard drives
- Pre-terminated power/video looms for 4K cameras (20m & 30m lengths)
- All necessary power supplies for camera power



**CVRKIT-P482F**  
(8CH DVR, 2TB HDD)



**CVRKIT-P884F**  
(8CH DVR, 4TB HDD)



**CVRKIT-P1688F**  
(16CH DVR, 8TB HDD)

# Scalable IP intercom systems, fit for homes to apartments.

» Ideal for single & multi-tenant building applications

**Residential Intercom Series** IP & 2-Wire Models | Door Stations | Room Stations



## Complete WiFi IP Intercom Kit

- Complete system for rapid installation
- Setup via WiFi or Ethernet, power via PoE
- 1.0MP WiFi door station & WiFi 7" monitor
- Up to 32GB microSD storage (on monitor)
- Includes 30m Ethernet cable for install

**INTIPRKITD**  
(Monitor & door station)



## 2-Wire Residential Intercom Systems

- Use existing 2-wire cable to upgrade old intercoms
- 7" touch monitor & 1.0MP IK07 flush mount door station
- Add network controller: Connect to LAN/Internet for full remote live view, snapshots, unlock & more (PSU included)
- 24V PSU included with network controller

**INTIPRDSVW2W**  
(Door station)

**INTIPMONFB2W**  
(7" Monitor)

**INTIPNC2W**  
(Net Controller)

**1.0MP**  
WiFi / PoE  
125° view



## 1.0MP WiFi IP Door Station

1.0MP, low-light, wide 2.2mm lens (125°), connect via WiFi, 13.56MHz card reader, PoE/12VDC power, 1 x door relay (expandable), IP65 front glass, ABS matte black, surface mount

**INTIPRDSDB**  
(WiFi, 1.0MP)

**2.0MP**  
IP65 / IK08  
140° view



## 2.0MP 2-Button Door Station

2.0MP, low-light, wide 1.9mm lens (140°), 13.56MHz card reader, surface mount, PoE/12VDC power, 1 x door relay (expandable), metal construction, IP65 front glass, IK08

**INTIPDSD2**  
(2.0MP)

**1.3MP**  
IK07 / IP54  
120° view



## 1.3MP IK07 Door Station

1.3MP, low-light, 2.8mm lens (120°), surface mount, 12VDC power, 1 x door relay (expandable), metal, IP54/IK07 rated, incl. surface rain shield, flush mount sold separately

**INTIPRDSVW**  
(Incl. rain shield box)



## 7" IP Intercom Monitors

1024 x 600 touchscreen, 6/1 alarm I/O, 1 x RS485, 32GB storage, PoE/12VDC, surface wall mount, WiFi / Ethernet, indoor only

**INTIPMONDW/B**  
(7", WiFi, White/Black)

**INTIPMON**  
(7", SIP Monitor)



## 7" Handset Intercom Monitors

1024 x 600 touchscreen, 6/1 alarm I/O, 1 x RS485, 32GB storage, PoE/12VDC, surface or desktop mount, Ethernet, indoor only

**INTIPMONDWH/BH**  
(White/Black)

**INTIPMONDH-B**  
(Desktop bracket)

# Superb intercom installs.

Create intercom systems that impress with the new tablet-sized WiFi indoor monitor from VIP Vision™.



## 10" IP Intercom WiFi Monitor

1024 x 600 touchscreen, 6/1 alarm I/O, 1 x RS485, 32GB storage, PoE/12VDC, surface wall mount, WiFi / Ethernet, indoor only

**INTIPMONDWL (10", White)**



### Multi-tenant IP Intercom Series

- System calls individual monitors, ideal in duplexes, hotels, etc.
- Build systems from 1~20 door stations & 1~100 monitors
- Camera master module supplies power to the slave modules
- Tailor systems with a range of intercom door station modules
- 1.0MP low-light door station camera with backlit name plate
- Access and configure modules through door station web interface
- Multiple button modules designed to fit a variety of applications
- Add multiple access options including keypad, card & biometric
- **Bundle Deal:** Your choice of flush or surface mount camera & keypad system

**INTIPVDSC (Camera Master Module)**

**INTIPVDSK (Keypad module)**

**2 Module Mount Kits**

**INTIPVDSFP2 (Cap)**  
**INTIPVDSFB2 (Flush)**  
**INTIPVDSSB2 (Surface)**

**Add up to 100 Monitors**



# Large access control installs made simple with VIP Vision.

» Remove cost & complexity with access control built for business

**Access Controllers** Control up to 2000 Doors | Free PC Management Software



## Professional & Compact IP Access Controllers

- Quick-install, affordable access control in small to medium enterprise
- Available in 2-door 2-way, 4-door 1 & 2-way & 8-door 1-way controllers
- Access management & CCTV integration via free Smart PSS software
- Cascade up to 255 slave controllers for over 2000 total door capacity
- Configure users/roles & departments; up to 100,000 cards & 150,000 records
- Anti-passback, multi-door unlock, multi-card open, door time-out & more
- **ACCON-2C41:** Compact plastic body, 4 x readers, 9/5 input/output, 9~15VDC
- **ACCON-2P22:** Pro metal body, 4 x readers, 8/4 input/output, 240VAC
- **ACCON-2P41:** Pro metal body, 4 x readers, 9/5 input/output, 240VAC
- **ACCON-2P42 & 2P81:** Pro metal body, 8 x readers, 20/12 input/output, 240VAC

**ACCON-2C41**  
(Com, 4-door 1-way)

**ACCON-2P22**  
(Pro, 2-door 2-way)

**ACCON-2P41**  
(Pro, 4-door 1-way)

**ACCON-2P42 / 2P81**  
(Pro, 4-door 2-way)  
(Pro, 8-door 1-way)

**Access Readers** 13.56MHz RFID | Keypad & Fingerprint | Enrolment



## 13.56MHz Access Control Readers

Professional card, keypad & fingerprint access readers, LED indicators & backlit buttons, tamper protection

**ACRDR-2PC:** Card reader, IP67 rated, 9~15VDC

**ACRDR-2LKC:** Large card reader & touch keypad, IP55 rated, 9~15VDC

**ACRDR-2MKC:** Metal-body card reader & keypad, IP55/IK08, hard buttons, 9~15VDC

**ACRDR-2SC:** Slim card reader, IP65 rated, 5~16VDC

**ACRDR-2SKC:** Slim card reader & touch keypad, IP65 rated, 5~16VDC

**ACRDR-2SFC:** Slim card reader & fingerprint reader (up to 3000 records), IP55 rated, 9~15VDC



## Card & Fingerprint Enrollers

Enrolment devices for cards & fingerprints, connected & powered via USB, used in conjunction with free Smart PSS application

**ACENR-2C:** Card enrolment device, 13.56MHz RFID cards & tags, confirmation tone/light

**ACENR-2F:** Fingerprint enrolment device

**ACRDR-2PC**

**ACRDR-2LKC**

**ACRDR-2MKC**

**ACRDR-2SC**

**ACRDR-2SKC**

**ACRDR-2SFC**

**ACENR-2C**

**ACENR-2F**

# The VIP Vision™ difference.

Get started with VIP Vision™ Access Control and get your first system with two free card readers.

**NEW**

## SECURVIEW

### 200m Access Control Cables

- Designed for access control systems
- **AC200G:** 200m 6-core shielded, tinned copper access control cable
- **APAC200G:** 200m 1 x 6-core access control cable, 1 x 4-core & 6-core alarm cable, 1 x figure 8 power cable



**AC200G**  
(Access only)

**APAC200G**  
(Composite)




**2x FREE READER**

**With purchase of any Pro Series Controller!<sup>1</sup>**

## Watchguard

### Mortise & Surface Electric Door Strikes

- High quality electric door strikes for intercoms & access control
- **ACLOC100:** Steel, mortise, fail-secure, 12VDC
- **ACLOC101:** Steel, surface, fail-secure, 12VDC
- **ACLOC104:** Chrome, surface, fail-secure, 12VDC
- **ACLOC102:** Stainless steel, mortise, fail-safe/secure, monitored, 12VDC
- **ACLOC103:** Stainless steel, mortise, fail-safe/secure, monitored, 12V/24VDC and 12V/24VAC convertible voltage



**ACLOC100**

**ACLOC101**

**ACLOC104**

**ACLOC102**

**ACLOC103**

## Watchguard

### Electro Magnetic Door Locks

- High quality electro magnetic locks
- Fail-safe / direct pull configuration
- Rated at 270kg holding force
- 12VDC / 24VDC power input
- Anodised aluminium, zinc finish
- In mortise & surface mount models



**MAGLOC100S**  
(Surface mount)

**MAGLOC100M**  
(Mortise mount)

<sup>1</sup> **Free Reader** applies to ACCON-2P models only. Free reader offer models include ACRDR-2PC, or models of equal or lesser value.

# Build high speed networks that connect your installations.

» Wide range of high speed Ethernet, fibre & PoE network solutions

**Gigabit Ethernet Switch Series** Up to 24 Ports | 10/100/1000M | Unmanaged



## Gigabit Ethernet Switches

- Available in 5, 8, 16, 24 port modules
- 10 / 100 / 1000Mbps Gigabit Base-T ports
- Unmanaged switch easy plug & play
- Professional full metal enclosure
- Home, office & business applications
- Desktop / SOHO switches (5 & 8 port)
- Rackmount tabs included (16 & 24 port)
- Overvoltage protection up to 4kV

**VSETH-SW5G**  
(5 port, 5VDC)

**VSETH-SW8G**  
(8 port, 9VDC)

**VSETH-SW16G**  
(16 port, 240VAC)

**VSETH-SW24G**  
(24 port, 240VAC)



## 9-port Gigabit DIN Rail Fibre Access Ethernet Switch

- 5 x 1000Mbps Base-T ports
- 4 x 1000Mbps Base-X SFP ports
- Professional metal enclosure
- Overvoltage protection up to 4kV
- DIN rail mountable
- Unmanaged switch

**VSETH-SW9GF**  
(9 port, 9~57VDC)



## Mini GBIC Multimode Fibre Adapter

- Mini GBIC/SFP adapter for Base-X SFP ports
- Multimode; supports OM1/OM2/OM3/OM4
- Up to 550m transmission distance (OM2)
- Transfer speeds of up to 1.25Gbps
- Hot pluggable & optical power monitoring

**SFPM11**  
(LC Connector)



## PoE Midspan, Injector Extender

**PoE Midspan & Extender:** 60W midspan, Delivers PoE to IP cameras up to 300m (<8W per cam) via 3 x PoE extenders (VSPOE-EX)

**PoE Injector:** 30W PoE+, 1000Mbps, 240VAC

**VSPOE-MS** (Midspan)   **VSPOE-EX** (Extender)   **VSPOE-IN30** (Injector)

Require pre-configured wireless networking APs? **We can help.** We will pre-configure your LiteBeam APs **at no extra cost.**

**WT5-ULB-PACKA:** 2 modules, wireless bridge configuration

**WT5-ULB-PACKB:** 3 modules, point-to-point configuration

## 5GHz PowerBeam Long Range Access Point

- High performance 25dBi 5GHz antenna, +25km range, passive PoE
- 10/100/1000M, ±20° tilt adjustment, includes radome shield
- Ideal for long-range point-to-point/multi-point applications

## 5GHz LiteBeam & Nanostation Access Points

- Ideal for outdoor point-to-point/multi-point applications
- **LiteBeam:** 120° 16dBi 5GHz 1000M antenna, passive PoE
- **NanoStation:** 43° 16dBi 5GHz 100M antenna, passive PoE

**25km Long Range 5GHz**

**120° Outdoors 5GHz**



**WT5-UPBAC52**  
(PowerBeam)

**WT5-ULB**  
(LiteBeam)

**WT5-UNS**  
(NanoStation)



**4G, WiFi & VoIP**

## 4G Modem Router with WiFi

- LTE CAT4 connections of up to 150Mbps
- 4 x Gigabit (1000M) ports for LAN/WAN
- 250m WiFi coverage, up to 32 devices
- 1 x USB port; 1 x RJ11 for VoIP
- 4G: FDD 700/900/1800/2100/2600
- 3G UMTS B1/B8 1900/2100Mhz

**VSWAN4GHWI**  
(4G SIM not incl.)

# Professional DIN rail PoE network solutions.

# Take camera installs further with ePoE.



## 4 & 8 Port PoE+ DIN Rail Ethernet Switches

- In 4 & 8 100Mbps PoE+ device ports
- 1x 1000Mbps Base-T uplink port
- 1x 1000Mbps Base-X SFP uplink port
- Unmanaged switch plug & play
- PoE+ 30W per port; total PoE load 60W (4 port), 96W (8 port)
- DIN rail mountable

**VSPOE-SW4**  
(4 port, 60W)

**VSPOE-SW8**  
(8 port, 96W)



## 4 & 8 Port PoE+ DIN Rail Ethernet Switches

- 3 x 100Mbps PoE+ ePoE device ports
- 1 x 100Mbps Hi-PoE ePoE device port
- 1 x 1000Mbps Base-T uplink port
- 1x 1000Mbps Base-X SFP uplink port
- Unmanaged switch plug & play
- 1 x Hi-PoE (60W) & 3 x PoE+ ports (30W); Total PoE load 96W
- ePoE ports extend transmission up to 800m (10Mbps), up to 300m (100Mbps)
- DIN rail mountable

**VSPOE-SW4E**  
(4 port, 96W)



## 8 Port Fast Hi-PoE Unmanaged Switch

- 7 x 100Mbps PoE+ Base-T device ports
- 1 x 100Mbps Hi-PoE Base-T device port
- 2 x 1000Mbps Base-T uplink ports
- Professional full metal enclosure
- Desktop mount for home or SOHO
- Unmanaged switch, plug & play
- 30W per port (60W Hi-PoE); total PoE power load up to 96W

**VSPOE-SWA8G**  
(8 port, unmanaged)



## 16 Port Fast Hi-PoE Managed Switch

- 14 x 100Mbps PoE+ Base-T device ports
- 2 x 100Mbps Hi-PoE Base-T device ports
- 2 x 1000Mbps Base-T uplink ports
- 2 x 1000Mbps Base-X SFP uplink ports
- Rackmount tabs for cabinet mounting
- L2 Managed switch; security & customisation
- 30W per port (60W Hi-PoE); total PoE power load up to 240W

**VSPOE-SWA16**  
(16 port, L2 managed)



## 24-port Fast Hi-PoE Managed Switch

- 22 x 100Mbps PoE+ Base-T device ports
- 2 x 100Mbps Hi-PoE Base-T device ports
- 2 x 1000Mbps Base-T uplink ports
- 2 x 1000Mbps Base-X SFP uplink ports
- Rackmount tabs for cabinet mounting
- L2 Managed switch; security & customisation
- 30W per port (60W Hi-PoE); total PoE power load up to 360W

**VSPOE-SWA24**  
(24 port, L2 managed)

## Gigabit PoE Ethernet Switch Series Up to 24 Ports | 10/100/1000M | Hi-PoE



## 8 Port Gigabit Hi-PoE Unmanaged Switch

- 7 x 1000Mbps PoE+ Base-T device ports
- 1 x 1000Mbps Hi-PoE Base-T device port
- Durable full metal enclosure
- Desktop mount for home or SOHO
- Unmanaged switch, plug & play
- 30W per port (60W Hi-PoE); total PoE power load up to 96W

**VSPOE-SWB8G**  
(8 port, unmanaged)



## 16 Port Gigabit PoE Managed Switch

- 16 x 1000Mbps PoE+ Base-T device ports
- 4 x 1000Mbps Base-X SFP uplink ports
- Professional full metal enclosure
- Rackmount tabs for cabinet mounting
- L2 Managed switch; security & customisation
- 30W per port; total PoE power load up to 250W

**VSPOE-SWB16G**  
(16 port, L2 managed)

While Stocks Last



## 24 Port Gigabit PoE Managed Switch

- 22 x 1000Mbps PoE+ Base-T device ports
- 2 x 1000Mbps Hi-PoE+ Base-T device ports
- 2 x 1000Mbps Base-X SFP uplink ports
- Pro full metal enclosure + rackmount tabs
- L2 Managed switch; security & customisation
- 30W per port (60W Hi-PoE); total PoE power load up to 360W

**VSPOE-SWB24G2**  
(24 port, L2 managed)

# Deliver reliable installs with power built for CCTV & security.

» Wide range of power & cable for professional installation results

**Power Supplies & Cable** DIN Rail | CCTV Supplies | Backup Batteries | Wireless Links



**SECURVIEW**

### Single Output Industrial DIN Rail Power Supplies

- Available in 12VDC 7.5A (90W) & 24VDC 4.2A (100W)
- Universal AC input (88~264VAC), double insulated
- 12~15V (12V) and 24~29V (24V) voltage adjustable
- Current limiting on overload, auto-shutdown on over voltage/temperature; free air convection cooling; DIN rail TS-35/7.5 & 15

**PSDR12V7A**  
(12V 7.5A)

**PSDR24V4A**  
(24V 4.2A)



**SECURVIEW**

### Heavy Duty Surveillance Power Supplies

- 18 individually fused outputs in a compact metal case, indoor use only
- Thermal cutoff protection, short circuit, high voltage & over current protection
- Input voltage: 100~240VAC / 10A total output current
- 12VDC model: lockable case, 12VDC output voltage, battery backup (not incl.)
- 24VAC model: standard case, 24VAC output voltage

**PS12VDC10A18CHB**  
(12VDC)

**PS24VAC10A18CH**  
(24VAC)



Incl. Mount Bracket

**SECURVIEW**

### 4CH 12VDC Power Supply

- 4-channel 12VDC 5A power distribution
- Universal input voltage: 100~240 VAC
- Adjustable output voltage: 12~13.8 VDC
- High voltage and overcurrent protection

**PS12V5A4CH**



**Watchguard**

### 12VDC Sealed Lead Acid Batteries

- Low self discharge backup power battery
- Maintenance free sealed lead acid
- Non-spillable, high quality & reliability
- Available in 1.2Ah and 7Ah models

**D12V1.2**

**D12V7A**

**LONGEVITY**



**QUICK CONFIG DIP SWITCH**

### 5GHz DIP Switch Wireless Links

Long distance wireless access point bridges for simplified WiFi range extension.

- Dip switch config - no PC/laptop required\*
- 2 x 10/100/1000Mbps LAN ports
- Maximum 867Mbps wireless link speed
- 2 units required for bridge
- PoE injector or switch required

\* Basic setup only, laptop required for configuration of advanced settings

**LG-COM007**  
(Single unit)

**SECURVIEW**

### 305m CAT5E/6 UTP Pullboxes

Unshielded twisted pair, standards approved Ethernet cable pullboxes in a range of colours.

**CAT5E**

- CAT5EBLU (Blue)**
- CAT5EWH (White)**
- CAT5EYL (Yellow)**

**CAT6**

- CAT6BLU (Blue)**
- CAT6RED (Red)**







# Take your installs to the next level with CSG.

» Deliver impressive installations with Connected Switchgear

**Electrical Supplies** | Switches | Plates | GPOs | Mechanisms | Accessories



## Basix S Series Switches & Plates

- Available in double power point, single gang light switch and plates (blank, 1, 2 and 3 gang)
- Solid brass terminals to prevent corrosion
- Oversized rear terminals for multiple cable splicing
- Virgin polycarbonate; will not yellow over time

**Double power points**

**Single gang light switches**

**Basix S plates**



## Surface Sockets & Splash Series GPOs

- Quick connect surface socket outlets, 240VAC 10A
- Splash Series GPOs, 240VAC 10A, IP53 rated

**Surface Sockets**

**Splash Series GPO**



## HDMI, RCA & Data Mechanisms

- Polycarbonate with brass terminal screws & silver/nickel contacts
- RCA in red, yellow, black & white
- Ethernet mechs in CAT5E & CAT6
- Available in black or white colour

**HDMI**

**RCA**

**RJ45**




## TV & USB Mechanisms

- Antenna socket & F type TV socket
- Single USB charger mech (1.2A 5V)
- Dual USB fast charge (2 x 3.1A 5V)
- USB avail. in black or white colour
- Complies with AS/NZS 60950.1:2015

**Antenna**

**USB (Single)**

**USB (Dual)**



**Check out the entire Connected Switchgear range on our website**

Add the details to impress in your next install: Brackets, junction boxes, connectors, extension sockets & more



# Add back-up power & boost install value with Socomec UPS.

» Safeguard CCTV, access, alarm & IT installs with Socomec™ UPS

**NETYS PE Series** Up to 2000VA /1200W | Overvoltage Protection | Desktop



UPS650VA

UPS850VA

UPS1000VA

UPS1500VA

UPS2000VA

## Practical & cost effective protection.



### NETYS PE Series UPS - 650VA to 2000VA

- Easy to install, perfect for home, SOHO & small business use
- Connect devices easily via multiple Australian standard sockets
- Maintenance free, sealed lead-acid battery with 3~5 years expected life
- Voltage independent, line interactive with auto-voltage regulation (AVR)
- AVR stabilises output voltage, avoid needless switching to battery mode
- Output protection against overload, significant discharge & short circuit
- Integrated RJ45 protection against line overvoltage for LAN/ADSL
- **UPS650VA:** 650VA/360W, 2 sockets, LED indicators, ~28min@72W
- **UPS850VA:** 850VA/480W, 2 sockets, LED indicators, ~26min@95W
- **UPS1000VA:** 1000VA/600W, 4 sockets, LCD info display, ~44min@120W
- **UPS1500VA:** 1500VA/900W, 4 sockets, LCD info display, ~32min@180W
- **UPS2000VA:** 2000VA/1200W, 4 sockets, LCD info display, ~24min@240W

**NETYS PR Series** Up to 3300VA /2700W | Overvoltage Protection | Tower/Rackmount

## High performance rackmount UPS.



### NETYS PR Series UPS - 1700VA to 3300VA

- Professional functions & appearance, easy rackmount or tower use (2U)
- Connect devices via IEC320 standard sockets (up to 8 x 10A, 1 x 16A)
- Maintenance free, sealed lead-acid battery with 3~5 years expected life
- Voltage independent, line interactive with auto-voltage regulation (AVR)
- Battery hot-swap whilst in operation, load segmentation, 0.9 power factor
- Output protection against overload, significant discharge & short circuit
- Integrated RJ45 protection against line overvoltage for LAN/ADSL
- **UPS1700VAXCRM:** 1700VA/1350W, 8 sockets, LCD info display, ~30min@270W
- **UPS2200VAXCRM:** 2200VA/1800W, 8 sockets, LCD info display, ~47min@360W
- **UPS3300VAXCRM:** 3300VA/2700W, 9 sockets, LCD info display, ~31min@540W



UPS1700VAXCRM

UPS2200VAXCRM

UPS3300VAXCRM

New AI SkyHawk HDDs



**Seagate SkyHawk™ Surveillance HDDs**

- We utilise surveillance grade hard disk drives in all surveillance systems and surveillance kits
- Available in 1TB, 2TB, 3TB, 4TB, 6TB & 8TB standard and 10TB, 12TB & 14TB AI-enabled models
- Optimised for DVRs & NVRs, SkyHawk™ surveillance drives are tuned for 24x7 workloads in capacities up to 10TB. Equipped with enhanced ImagePerfect™ firmware, SkyHawk helps to minimise dropped frames and downtime with a workload rating 3x that of a desktop drive.
- 180TB/year workload, support for up to 64 cameras per drive, low power consumption drives



**SECURVIEW**

**11W LED Flood IR Illuminator**

850nm wavelength, flood style, IP66 weather rated, metal chassis, range 30° (90m) / 60° (50m) / 120° (20m)

**V SIR11W30/60/120D**  
(30°, 60°, 120°)



**SECURVIEW**

**28W LED Flood IR Illuminator**

850nm wavelength, flood style, IP66 weather rated, metal chassis, range 30° (170m) / 60° (100m) / 120° (50m)

**V SIR28W30/60/120D**  
(30°, 60°, 120°)



**SECURVIEW**

**60W LED Flood IR Illuminator**

850nm wavelength, flood style, IP66 weather rated, metal chassis, range 30° (280m) / 60° (150m) / 120° (75m)

**V SIR60W30/60/120D**  
(30°, 60°, 120°)



**NEW**

**WD Purple microSD Cards**

Built for continuous 24/7 recording, UHS Speed Class 1 for Full HD video, Up to 64 TBW (terabytes written)

- W DSD32GB (32GB)**
- W DSD64GB (64GB)**
- W DSD128GB (128GB)**
- W DSD256GB (256GB)**



**Pro Handheld Video Tester**

4" display, QWERTY keyboard, camera test & configure (IP up to 8.0MP, coax up to 4.0MP), static IP & DHCP, H.265 support, data cable test (TDR), PoE source/supply test, PTZ config & test, digital multi-meter, 8hrs uptime, 2 x torch

**V STEST101**



**Pro Touchscreen CCTV Tester**

7" touchscreen, camera test & configure (IP up to 8.0MP, coax up to 8.0MP), H.265 support, static IP & DHCP, PTZ test & config, data/coax/fibre cable test (TDR), PoE source/supply test, PTZ config & test, digital multi-meter, WiFi strength/speed test, HDMI out, 8hrs uptime

**V STEST111**



**High Fidelity CCTV Microphone**

- 80dB signal noise reduction, low BG noise
- 10 ~ 150m<sup>2</sup> range, adjustable sensitivity
- Cascading support for multiple audio outputs
- Ceiling & wall mounting; indoor use only
- Stylish aluminium casing, Ø70 x 21mm

**V SAMICB**



**SECURVIEW**

**Wall/standing Rackmount Cabinets**

- Wall: 4U to 18U, 450mm & 600mm depth
- Freestanding: 12U, 600mm depth
- Tempered glass & steel, lockable doors
- Removable side doors for easy setup
- Flatpacked, assembly required

**Rackmount Cabinet Accessories**

- Shelves: 450/600mm depth for small DVRs
- Patch panels & data cable management
- In-cabinet power boards & rack cage nuts
- Accessories optional, sold separately

**Wall Mount, 450mm Deep**

- RMC-B4U450W (4U)**
- RMC-B6U450W (6U)**
- RMC-B12U450W (12U)**
- RMC-B18U450W (18U)**

**Wall Mount, 600mm Deep**

- RMC-B6U600W (4U)**
- RMC-B12U600W (6U)**

**Freestanding, 600mm Deep**

- RMC-B12U600F (6U)**

**Shelves for Wall Cabinets**

- RMC-BS450W (450mm)**
- RMC-BS600W (600mm)**

**Shelf for Freestanding Cab**

- RMC-BS600F (600mm)**

**Accessories**

- RMC-PB6 (Powerboard)**
- RMC-PP24 (Patch panel)**
- RMC-CM1 (Cable board)**
- RMC-CG100 (Cage nuts)**

# New opportunities in vehicle CCTV for automotive installers.

» IP & HDCVI mobile surveillance, tracking & remote view systems

**Mobile NVR & HDCVI DVR Series** Up to 8 channels | Up to 2.0MP



10" & 7" HD & SD Monitor



Camera & Display Cables



## 4 & 8 Channel Mobile PoE NVRs & Mobile Monitors

- Avail. in 4 or 8 channels, precision GPS standard, 4G/WiFi optional
- Stream up to 2.0MP/1080p (200Mbps); complete 4/8 port PoE support
- 2 x 2.5" SATA HDD up to 4TB each, 1 x eSATA port, 1 x SD card slot
- Backup via USB/network or over WiFi (optional), HDMI/VGA/TV ports
- 8/2 alarm input/output, 6~36VDC power input, CAN bus support
- 2 DIN size, lockable HDD/SIM tray

**MNVR-GPS**  
(4CH, GPS only)

**LCD7SD3**  
(7" Monitor, 800x480)

**MNVR-GPS4GW**  
(4CH, GPS/4G/WiFi)

**LCD10SD3**  
(10" Monitor, 720p)

**MNVR-GPS8GW**  
(8CH, GPS/4G/WiFi)

**LCD10FHD**  
(10" Monitor, 1080p)



## 4 & 8 Channel Mobile HDCVI DVRs

- Avail. in 4 or 8 channels, precision GPS standard, 4G/WiFi optional
- Support for HDCVI and analogue video inputs, 1 x VGA / 2x TV outputs
- Backup via USB/network, lockable HDD/SIM tray, M12 camera inputs
- 7/2 alarm input/output, 6~36VDC power input, CAN bus support
- **4CH:** Records 2.0MP at 2CH + 1.0MP at 2CH at 25fps
- **8CH:** Records 2.0MP at 25fps across 8 channels
- 1 x 2.5" SATA port & SD card slot
- 2 x 2.5" SATA port & SD card slot

**MCVR-GPS4GW**  
(GPS/4G/WiFi)

**MCVR-GPS8**  
(GPS only)

**MCVR-GPS8GW**  
(GPS/4G/WiFi)

Camera Cable: MCVR-CABLE3M/6M/12M/18M  
Display Cable: MCVR-VGACABLE3M (300mm)



## HDCVI Mobile Cameras

### Mini Dome Camera

- Stream 2.0MP (1920x1080)
- 3.6mm lens (H: 83° view)
- Built-in mic & 20m infrared
- IP67 rated metal body
- Auto day/night (IR cut filter)
- Heavy duty M12 connector

**VSCVI2MPDIRAT**  
(Mini Dome)

### Bumper Camera

- Stream 2.0MP (1920x1080)
- 3.6mm lens (H: 83° view)
- Built-in mic & 20m infrared
- IP67 rated metal body
- Auto day/night (IR cut filter)
- Heavy duty M12 connector

**VSCVI2MPCIRAT**  
(Bumper Cam)

### Twin Dash Camera

- Twin 2.0MP cameras
- **Rear:** 2.1mm (139° view)
- **Front:** 2.8mm (116° view)
- Built-in mic & 3m infrared
- Auto day/night (electronic)
- Adhesive adjustable mount

**VSCVI2MPWTT**  
(Dash Camera)

### IK10 Dome Camera

- Stream 2.0MP (1920x1080)
- 2.8mm lens (H: 111° view)
- 20m IR, 0.005lx low light
- IK10/IP67 rated body
- Auto day/night (IR cut filter)
- Heavy duty M12 connector

**VSCVI2MPVDIRFTV3**  
(IK10 Dome)

### Barrel Camera

- Stream 2.0MP (1920x1080)
- 2.8mm lens (H: 109° view)
- Auto day/night (electronic)
- Heavy duty M12 connector
- IP67 rated metal body
- 30mm diameter hole

**VSCVI2MPBT2.8**  
(Barrel Camera)

# Protect your driving record.

Stay on the road & safeguard your vehicles with our buy one, get one half price offer on the MDVR-J200.



## SECURVIEW

### Total Vehicle Monitoring Platform & GPS Tracking System

**Dual Cameras:** 1080p Full HD road facing camera with wide 140° lens & cabin camera

**Remote Access:** Remote live view, playback & export footage via Internet to phone app

**Vehicle Tracking:** Precision, real-time GPS tracking with geo-fencing & history log

**2-way Talk:** Voice chat at any time between vehicle & connected smartphone

**App Control:** View history, manage multiple units & send commands via app & web

**Live Alerts:** Notify of collisions, set speed limits, G-sensor monitors driver behaviour

- Kit includes all components for install: power wiring harness, mounting cradle, 3M adhesive mount, SOS alarm button, backup battery, 12V 40A relay and relay cable

\* Available to trade customers only, while stocks last.

MDVR-J200 + 16GB micro SD  
(SIM, phone, monitor not included)





## Rhino

### Advanced Car Alarm & Immobiliser

- Door, bonnet and boot protection
- Integrated central locking relays, keyless entry
- 1 x AU standards approved 3-point immobiliser
- 2 x Water resistant rolling code remote controls
- 1 x Mini coded backup battery siren
- 1 x Intelligent glass break sensor

RAV3



## Rhino

### Backup Battery Car Alarm & Immobiliser

- Door, bonnet and boot protection
- Integrated central locking relays, keyless entry
- 1 x Onboard engine 2-point immobiliser
- 1 x 2-stage vehicle body impact sensor
- 2 x Water resistant rolling code remote controls
- 1 x Full size backup battery siren

GTS



## Rhino

### Basic Keyless Entry & Immobiliser

- Adds remote control to existing central locking
- 1 second pulsed negative outputs (150mA)
- Indicator flash outputs
- Single engine immobilisation circuit
- 2 x Water resistant rolling code remote controls
- Ultra compact 60 x 30 x 13mm

RCX1



Auto-Arm  
2-point Cut  
Valet Mode

## Rhino

### Two-point Keypad Immobiliser

70% of vehicle thefts are due to stolen keys

- Code must be entered before ignition
- 3min lock after 3 incorrect attempts
- Vehicle protection against key theft
- Automatic arm; less disruption to normal use
- High security all-black wiring harness
- Valet mode: temporary auto arming bypass

IM007

(incl. harness)



### Advanced 3G GPS Vehicle Tracker

- GPS & GSM antennas, for 11 ~ 36VDC vehicles
  - <200g lightweight, footprint 105 x 65mm
  - Real-time online speed & location tracking
  - Visit [www.rhinotracks.com.au](http://www.rhinotracks.com.au) for a live demo
- \*SIM fee of \$30/month (billed quarterly) or \$20/month for 12 months (billed annually)

RHINOTRACKS-ST4  
(\*SIM not incl.)



## Rhino

### 2.4GHz 420TVL Reverse Kit

Connect in seconds, 12m transmission distance, 7" LCD, 2 AV channels, 420TVL 2.8mm lens (120°), 30m infrared, IP67, 12V/24VDC, incl. remote

MSKIT-WRC



## Rhino

### 1080p Dash Cam + 16GB SD

3" LCD, 1080p camera with WDR, LED torch, time/date/number plate footage overlay, incl. mount bracket, charge cables, 16GB microSD

MDVR-HDV7  
(incl. SD card)



## Rhino

### 4 Sensor Vehicle Reversing Kit

40KHz ultrasonic sensors, 2.5m detect distance, includes siren, sensors, control box & Ø18mm hole saw, 12VDC 20~200mA

MSKIT-RV4



## Rhino

### 4.3" and 7.0" LCD Monitors

4.3" (flip up display) & 7.0" (incl. stand), 480 x 234 (16:9), triggered on reverse, 2/4 video inputs (4.3"/7.0"), includes mounting kits, 12VDC

MSMON-4 (4.3" TFT)  
MSMON-7 (7.0" TFT)

## Rhino

### Heavy Duty 4 Door Central Locking Kit & Door Motors

High quality central locking kit contains 1 x control module with neg lock / unlock pulse inputs, 2 x master and 2 x slave door actuator / lock motors, full wiring harness

Individual master (5-wire) & slave (2-wire) actuator/door motors available



CLKHD  
(4 Door Kit)

DLHD101  
(Master)

DLHD102  
(Slave)



40A, 12VDC,  
5 pin, change  
over relay

40ARELAY



Metal pin switch,  
5 x 65mm, adjust  
via screw thread

PINSW



Pin switch, 35  
x 53mm, cut to  
adjust

PIN409



Right angle pin  
switch, 45x60mm,  
cut to adjust

PIN410

# Showcase 4K surveillance.

Deliver 8.0MP in native resolution & extend CCTV to spot monitors with our monitors and accessories.



## FLASHVIEW

### 28" Ultra HD Surveillance Monitor

- Display 8.0MP cameras at native resolution
- Wide support for different video inputs incl. HDMI, VGA, Display Port, DVI & comp. (BNC)
- 5ms response time, IPS panel technology
- Rear USB port, metal chassis, VESA 200x200

LCDFL28  
(28", 4K)



## SECURVIEW

### HDMI Splitters & Extender

- 2-way/4-way HDMI splitters:** Supports 4K@30fps, 3D HDMI 1.4a, 5VDC PSU incl.
- Extender:** extend HDMI 50m over CAT6 (40m over CAT5), supports up to 1080p, HDCVP & 3D support, 5VDC PSU incl.

HDMI-SPL2P (2 Port Spl.)  
HDMISPLIT4K (4 Port Spl.)  
HDMIEXTMINI50M (Ext.)



## SECURVIEW

### Professional Display Brackets

- 13~30" 15kg Wall Mount **LCDBKT-A15T**
- 17~42" 20kg Wall Mount **LCDBKT-A20T**
- 17~42" 30kg Arm Wall Mount **LCDBKT-A30TS**
- 23~42" 35kg Ceiling Mount **LCDBKT-A35C**
- 37~70" 50kg Large Wall Mount **LCDBKT-A50T**

# Professional, scalable alarm systems with easy app control.

» Watchguard™ 864 remote view / communication modules

**Hardwired Alarm Panel** 8 Zone Panel | Expand to 64 Zones | Alarm Communicators



## Professional building security up to 64 zones.



### Professional 8/64 Zone Alarm Panel

- 8 zone panel & keypad, expand up to 64 zones
- 8 partitions, up to 25 programmable outputs
- Easily programmable via windows PC
- Scalable to suite a wide range of applications
- Dedicated panic zone & monitored siren output

**WGAP864**  
(Incl. 1 x Keypad)



### 864 Panel IP Module

- Control via phone or tablet from anywhere
- Easy to install, simply connect to the network
- End-user oriented app, powerful & easy to use
- Remote arm/disarm, bypass, panic, trigger outputs (turn on lights/gate), configure alerts


**WGAP864IPM**  
(Free application)



### 4G/IP/SMS Alarm Communicator

- Be NBN ready - enable panel communication to monitoring centres via 3G, 4G and IP\*
  - Or, switch panel to self-monitored alarm via SMS
  - Configurable via PC or SMS commands
- \*DC09 protocol centres, SIM card sold separately

**WGSMSC**  
(IP / 4G / SMS)



### 8 Zone Plug-in Expanders

Board expander modules, add 8 zones each, easy addition to panel, end of line supervised inputs

**WGAP864EXP816**  
(8~16 zones)

**WGAP864EXP1664**  
(16+ zones)



### 864 Panel Wireless Receivers

Wireless zone & remote receivers, add up to 4 units per system, 2 on-board outputs, programmed via 864 panel

**WGAP864WRX16V2**  
(Up to 16 zones)

**WGAP864WRX2**  
(Up to 32 remotes)



### 864 Panel LCD Keypad

Professional backlit keypad, add up to 8 keypads per system, main programming interface for panel

**WGAP864KP**



### Programming USB Module

Easy USB interface unit for high speed programming of panel via a windows PC, includes USB cable for panel

**WGAPCABLEUSB**





15m PIR sensor, dual pyro, tamper, N.C, incl. brackets

**PIRHWDT2**



15m PIR/microwave sensor, N.C, tamper, wall mount

**ALH-PIRMW**



15m PIR + glass/shock sensor, N.C, 10m glass break dist.

**ALH-PIRGS**



360° N.C/N.O PIR sensor, Ø8m range (at 4.5m height)

**ALH-PIR360**



6m curtain PIR sensor, dual pyro, N.C, tamper

**ALE-PIRC**



Supervised wireless reed PIR for 864 panel, 12m range

**WGAP864WPIRV2**



Glass break sensor, high false alarm immunity, tamper

**ALE-GBD**



Compact white N.C wired reed switch

**DSRLW**



Large ROLA style N.C wired reed switch

**DSRHDW**



Concealed N.C/N.O wired reed switch (white)

**DCRW**



Heavy duty roller shutter door N.C wired reed switch

**DRSR**



Supervised wireless reed switch for 864 panel, 100m LoS

**WGAP864WDCV2**



Surface door loop, stainless steel tube, plastic (400mm)

**DLW**



Surface door loop, stainless steel tube, metal (600mm)

**DLB**



Photoelectric wired smoke sensor, 20m² range, 4-wire relay

**SMODET2**



Emergency door release, N.O/N.C, flush/surface, 24VDC

**DOORRELEASE**



Dual button duress switch, N.O contact, rated 1A@25VDC

**DEBSDUAL**



Surface & Flush mount internal sirens (110dB)

**DPS / DPSF**



Complete outdoor siren, AC/DC 115dB siren, tamper, strobe

**COS**



Euro-style siren, 115dB piezo siren, blue strobe, tamper

**W24SIREN**



130dB, single tone, 240VAC, IP44 warning siren


**SIR-H750**



**Watchguard**  
4CH Transmitter / Receiver Set

- 433.92MHz multi-function 4CH TX/RX
- Fully programmable 1A relay outputs (momentary, latched, timed, pulsed)
- Add up to 4 wireless sensors
- 2 x code hopping keyfobs, 200m LoS

**RXPROR4 (4CH)**



**Watchguard**  
2CH Transmitter / Receiver Set

- Compact and easy to use 2CH TX/RX
- CH1/2: 1s momentary negative outputs
- CH1: Separate latched negative output
- 2 x code hopping remotes, 200m LoS
- Ideal for garages, gates, etc.

**RCX (2CH)**



**Watchguard**  
Wired & Wireless Sirens + Battery Backup

- Polycarbonate sirens for the 864 and other alarm panels
- High power siren (up to 120dB) & blue strobe
- Siren timers (3min/20min), 500mA NiMH backup battery
- Wired (SIR500/900) & wireless (SIR500W) models
- Dual tamper - front case and wall pressure tamper switches

**WGSIR-500 (Wired, IP55)**

**WGSIR-500W (Wireless, IP55)**

**WGSIR-900 (Wired, IP54)**

# High performance lighting for commercial & industrial installs.

» Wide range of high power LED flood lighting up to 960W

**LED Flood Lighting** Up to 960W | High-efficiency

## ENSA™

### LFL-F Series: High Power LED Floods

- Available in 480W, 720W and 960W models
- Lumileds LEDs exceptional light output (+165lm/W)
- 60° beam angle, >80 CRI, 6500K cool white, IP66
- Customise lighting for large areas perfectly with 360° rotate & 140° tilt individually adjustable LED modules
- **Ask us about lighting simulation & project assistance**



**LFL-F480-C** (480W 79,200lm)    **LFL-F720-C** (720W 118,800lm)    **LFL-F960-C** (960W 158,400lm)

165lm/W  
480~960W  
6500K

## ENSA™

### LFL-D Series: High Power LED Floods

- In 240W, 360W, 480W, 720W and 960W models
- Exceptional luminous efficacy (+130lm/W), 50,000hrs lifespan
- Rectangular 60° x 100° beam angle, >80 CRI, 5000K cool white, IP65
- Ideal in large scale applications: sporting facilities, carparks, etc.
- **Ask us about lighting simulation & project assistance**

130lm/W  
240~960W  
5000K



**LFL-D240-C** (240W 31,200lm)    **LFL-D360-C** (360W 46,800lm)    **LFL-D480-C** (480W 62,400lm)    **LFL-D720-C** (720W 93,600lm)    **LFL-D960-C** (960W 124,800lm)

## High power, long lifespan.

## ENSA™

### LFL-G Series: Modular High Power Flood Lighting

- Available in 240W and 480W models
- Superb 160lm/W luminous efficacy, >80 CRI
- 90° LED module tilt, 180° adjustable U-bracket
- Versatile dimming options (DALI / DMX)
- Long 100,000hrs rated LED lifespan
- In 5000K cool white colour temperature
- 30° beam angle; high mast applications
- IP67 weather rated chassis

**LHB-G240-C**  
(240W, 5000K)

**LHB-G480-C**  
(480W, 5000K)



NEW

# Deliver efficiency & security.

Latest high power LED flood lights ideal for home and business with superb light output up to 150lm/W.



## ENSA™

### LFL-B2 Series: Performance Slimline LED Floods

- Available in 200W, incredible luminous efficacy (150lm/W),
- 50,000hrs lifespan, 120° beam, cool white (5000K), >70 CRI, IP65

**LFL-B200-C2**  
(200W, 22000lm)

## ENSA™

### LFL-B Series: Performance Slimline LED Floods

- In 20W, 30W, 50W, 70W, 100W and 150W models
- Exceptional luminous efficacy (110lm/W), 50,000hrs lifespan
- Range is accepted for use in the NSW Energy Savings Scheme
- 100° beam, cool & warm white (3000K/5000K), >80 CRI, IP65 body

**LFL-B20-C/W** (20W, 2200lm)   **LFL-B30-C/W** (30W, 3300lm)   **LFL-B50-C/W** (50W, 5500lm)   **LFL-B70-C/W** (70W, 7700lm)   **LFL-B100-C/W** (100W, 11000lm)

**LFL-B150-C/W**  
(150W, 16500lm)





## ENSA™

### Professional LED Canopy Lighting

- Approved for use in the NSW Energy Saving Scheme
- +100lm/W, cool/natural white 4500K/6500K, 90° x 90° beam
- 30,000hrs LED lifespan, IP65 rated resistant housing
- Canopy light includes kits for surface & recessed mounts:  
**Surface housing:** 320 x 320mm footprint  
**Recessed housing:** 400 x 400mm / Cutout: 320 x 320mm

100lm/W  
NSWESS  
IP65

LCL-B150-N/C  
(150W, 15500lm)

## Versatile lighting for multiple applications.



## ENSA™

### LSL-B Series: 150W LED Area/Street Light

- Versatile mounting with 5 adjustable light brackets
- Slip fit, fixed/adjust pole, trunnion & yoke wall mounts
- 135lm/W, 5000K cool white, >70 CRI, 50,000hrs lifespan
- 155 x 85° beam angle, 1~10V / PWM dimmable
- Rotatable polycarbonate lens, easy beam adjustment
- IP66/IK08 weather/vandal rated, 20KV surge protection

\*Pole not included

LCL-B150-C  
(150W, 5000K)

150W  
20,000lm  
5000K

NEW

## Remote control any 240VAC load.

## ENSA™

### 2CH Mains Voltage 433.92MHz Receiver

- Remote control any 240VAC load up to 1000W
- 2 relay outputs (latched/timed), 100m RF range LoS
- Add up to 128 remotes or wireless alarm sensors
- IP55 rated, sheltered mounting, incl. 2 x remotes

Trigger via  
wireless  
sensors\*



ENSA-RS1

\*sensors optional

## LED Sensor Battens 600/1200mm | Motion Sensing | Light Sensing | Emergency



140°  
Microwave  
90lm/W

## ENSA™

### S Series: IP65 LED Sensor Battens

- In 18W (1350lm) & 36W (3240lm) models
- Light & microwave motion sensor control light
- Set on-time duration & motion sensitivity
- On/off mode only (100% -> 0% brightness)
- 140° beam, 50,000hrs LED lifespan, IP65

LEDBT18WS  
(18W, 600mm)

LEDBT36WS  
(36W, 1200mm)



Microwave  
2-Stage Dim  
NSWESS

## ENSA™

### S2 Series: IP65 LED Sensor Battens

- Accepted for use in NSW Energy Saving Scheme
- In 18W (1600lm) & 36W (3000lm) models
- Light & microwave motion sensor control light
- Adjustable 2 stage dim (100% -> Dim -> Off)
- 120° beam angle, 35,000hrs LED lifespan, IP65

LEDBT18WS2  
(18W, 600mm)

LEDBT36WS2  
(36W, 1200mm)



Emergency  
2-Stage Dim  
NSWESS

## ENSA™

### SE Series: Emergency LED Battens

- Accepted for use in NSW Energy Saving Scheme
- In 18W (1600lm) & 36W (3000lm) models
- Light & microwave motion sensor control light
- 2hrs up-time backup battery, AS2293.3 app.
- 120° beam angle, 35,000hrs LED lifespan, IP65

LEDBT18WSE  
(18W, 600mm)

LEDBT36WSE  
(36W, 1200mm)

# Performance LED high bays.

See the new additions to the LHB-D Series of high performance, high affordability LED high bay lights.



**100W**  
13,000LM  
5700K



**200W**  
26,000LM  
5700K



**150W**  
19,500LM  
5700K



**130lm/W**  
120° Beam  
UFO Style

**NEW**

## ENSA™

### LHB-D Series: UFO High Bays

- Light-weight high bays in 100W, 150W & 200W
- 130lm/W luminous efficacy, >80 CRI
- 50,000hrs rated LED life, compact body, IP66
- 5700K cool white, 90° beam angle
- Other beam angle lenses optional

LHB-D100-C  
(100W)

LHB-D150-C  
(150W)

LHB-D200-C  
(200W)



**135lm/W**  
120° Beam  
IP69K

## ENSA™

### LHB-F Series: Food Grade High Bays

- Available in 100W, 150W or 200W models
- 135lm/W luminous efficacy, >80 CRI
- IP69K rated for pressure cleaning, 54,000hrs
- 4000K / 5700K natural/cool white, 120° beam
- Separate output lead for 0~10V light control

LHB-F100-C/N  
(100W)

LHB-F150-C/N  
(150W)

LHB-F200-C/N  
(200W)



**100lm/W**  
60° Beam  
NSWESS

## ENSA™

### LHB-A Series: Traditional High Bays

- **Special price available while stocks last!**
- In 120W in standard or 0~10V driver\*
- Accepted for use in the NSW ESS
- +100lm/W, >80 CRI, 50,000hrs rated LED life
- 6500K cool white, 60° reflector, IP20 rated
- Mounting eyelet included
- \* 0~10V driver model sold separately

LHB-A120-C  
(120W)

# Deliver efficiency and security with intelligent LED lighting.

» Combine energy savings & security with smart sensor LED lights

**Retrofit LED Lighting** E40 High Bay Retrofits | Tube Lights | Residential Floods

## Energy efficient lighting upgrades done in a flash.

ENSA™

### LBL-D Series: E40 Edison Screw High Bay Bulbs

- Replace high bays quickly without need for operation interruptions
- Available in 100W and 160W E40 screw-fit LED bulbs
- Up to 125lm/W with >80 CRI and >25,000hrs rated LED lifespan
- In 4000K natural & 6500K cool white colour temperature
- Optional reflector to reduce glare and concentrate light



LBL-D100-E40C/N  
(100W, cool/natural)



LBL-D160-E40C/N  
(160W, cool/natural)

ENSA™

### T8 Standard LED Tubes

- In 2ft (600mm), 4ft (1200mm) & 5ft (1500mm) models
- 100+lm/W efficacy, LED lifespan up to 30,000 hours
- Light weight, safe, full polycarbonate tube design
- Frosted diffuser for soft light eliminates LED glare
- Single ended AC input, incl. LED starter

100lm/W  
2ft, 4ft, 5ft  
Retrofit



LTU-A9-CW  
(9W, 900lm)

LTU-A18-CW  
(18W, 1800lm)

LTU-A22-CW  
(22W, 2200lm)

ENSA™

### T8 Motion Sensor LED Tubes

- Compound energy savings with LED sensor tubes
- Available in 2ft (600mm) and 4ft (1200mm) models
- 80+lm/W efficacy, LED lifespan up to 50,000 hours
- 8m radius PIR sensor, 120° beam angle, >80 CRI
- Light features 60 sec on-time delay after last detected motion, then dims to 30% brightness
- Single ended AC input, incl. LED starter

2ft & 4ft  
Microwave  
30% Dim



LTU-C9-CS  
(9W, 750lm)

LTU-C18-CS  
(18W, 1800lm)

ENSA™

### 50W LED Flood Light

- Affordable LED flood for residential
- Ideal for general purpose use
- 90lm/W; 4500lm light output
- 100° wide beam angle
- 30,000hrs rated lifespan
- >80 colour rendering
- 5000K cool white colour
- IP65 weather rated body



Hurry!  
Limited  
Stock!

LFL-E50-C  
(50W)

ENSA™

### 30W Sensor LED Flood Light

- PIR motion sensor flood; 12m 140° arc
- Adjust light sensing, motion sensitivity & on-time delay (5s ~ 5min) settings
- 85lm/W, 2550lm light output
- 50,000hrs rated LED lifespan
- Wide 120° beam angle;
- 5000K cool white colour
- IP65 rated, 180° adjust. bracket



Hurry!  
Limited  
Stock!

LFL-C30-CS  
(30W)

# Efficient security lighting.

ENSA™ LED oyster light series with motion sensing, ideal for illuminating areas with intermittent traffic.



## ENSA™ LOL-A Series: LED Oyster Lighting

Standard, sensor, and sensor+battery backup models, wide 120° beam, 30,000hrs rated LED lifespan, available in warm (3000K) and cool (5000K) white colour temperatures.

See below for ordering information.

**Standard model:** 16W, 1200lm, IP66/IK10 body

**LOL-A16-W (Warm)**  
**LOL-A16-C (Cool)**

**Sensor model:** 16W, 1200lm, microwave motion sensor, on-time delay & daylight sensor, IP66/IK10 body (IP44 warm white model)

**LOL-A16-CS**  
**(Cool White)**

**Sensor+Battery model:** 16W, 1200lm, microwave motion sensor, on-time delay & daylight sensor, 3.7V 1500mAh NiMH battery, IP66/IK10 body (\*not intended for use as AS2239 emergency lighting)

**LOL-A16-WSE (Warm)**  
**LOL-A16-CSE (Cool)**



## ENSA™ LED Sensor Oyster Light

16W, 1200lm, microwave motion sensor, on-time delay & daylight sensor, IP44 warm white model

**LEDDL16W3KS**  
**(Warm White)**

## ENSA™

### Passive Infrared Motion Sensor Switches

Control lights & more with PIR motion detection. Set dusk/dawn sensitivity and on-time delay after motion.



- |              |                 |                 |                 |
|--------------|-----------------|-----------------|-----------------|
| • 12m 180°   | • 4m x 20m      | • Ø6m 360°      | • Ø20m 360°     |
| • 10s ~ 7min | • 10s ~ 30min   | • 10s ~ 15min   | • 10s ~ 30min   |
| • Wall mount | • Corridors     | • Recessed      | • Ceiling mount |
| • 1200/300W  | • PIR detection | • PIR detection | • PIR detection |
| • IP65 rated | • IP20 rated    | • IP20 rated    | • IP65 rated    |

ENSA-PS1

ENSA-PS2

ENSA-PS3

ENSA-PS4

## ENSA™

### Microwave Motion Sensor Switches

Control lights & more with microwave motion detection. Set dusk/dawn sensitivity, motion sensitivity and on-time delay after motion.



- |               |              |              |                 |
|---------------|--------------|--------------|-----------------|
| • Ø8m 360°    | • Ø16m 360°  | • 15m 180°   | • Ø16m 360°     |
| • 5s ~ 10min  | • 5s ~ 30min | • 3s ~ 12min | • 10s ~ 12min   |
| • Concealed   | • High Bays  | • Wall mount | • Ceiling mount |
| • Microwave   | • Microwave  | • Microwave  | • Microwave     |
| • Indoor only | • IP65 rated | • IP65 rated | • IP20 rated    |

ENSA-MS1

ENSA-MS2

ENSA-MS3

ENSA-MS4

## Efficient LED lighting upgrades done in a flash.



## ENSA™

### 42W/45W E27 and E40 Retrofit LED Bulbs

- |  |  |
|--|--|
| • 42W E27 & E40 screw-fit LEDs                               | • 45W E27 screw fit LED bulbs                                |
| • 120lm/W, >80 CRI, >25,000hrs lifespan, 4000K natural white | • 100lm/W, >80 CRI, >25,000hrs lifespan, 4000K natural white |
| • Ø110mm x 275mm length                                      | • Ø138mm x 231mm length                                      |

LBL-D42-E27N  
(42W, natural, E27)

LBL-D45-E27N  
(45W, natural, E27)

LBL-D42-E40N  
(42W, natural, E40)

E27-E40BASE  
(E27 to E40 Adapter)

## ENSA™

### Dusk/Dawn Sensor Switches

Control lights & more with quick dusk/dawn switches to maximise energy savings and improve security.



- 2 ~ 100 Lux
- DIN rail/probe
- Dusk/dawn
- IP65 rated

ENSA-LC3



- 5 ~ 50 Lux
- Wall clip
- Dusk/dawn
- IP44 rated

ENSA-LC1

**It is our mission to support & inspire your installation business.**

With the best brands in CCTV, alarms, access control and LED lighting.



Over 40 Years | Since 1978

Contact us, shop online or visit our Sydney branches:

(02) 9671 6711 | [sales@rhino.com.au](mailto:sales@rhino.com.au) | [www.rhino.com.au](http://www.rhino.com.au)

### McGraths Hill

Head Office & Distribution  
9 Hannabus Place  
McGraths Hill, NSW 2756

### Haberfield

Showroom & Sales Office  
223-225 Ramsay Street  
Haberfield, NSW 2045

### Villawood

Showroom & Sales Office  
63-69 Middleton Road  
Villawood, NSW 2163