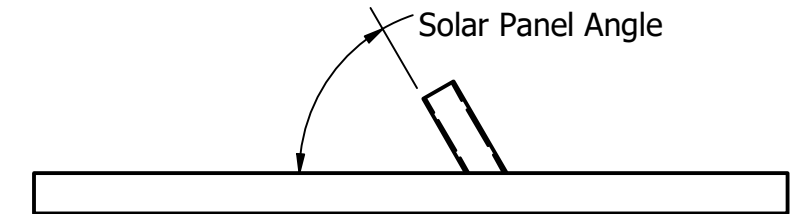
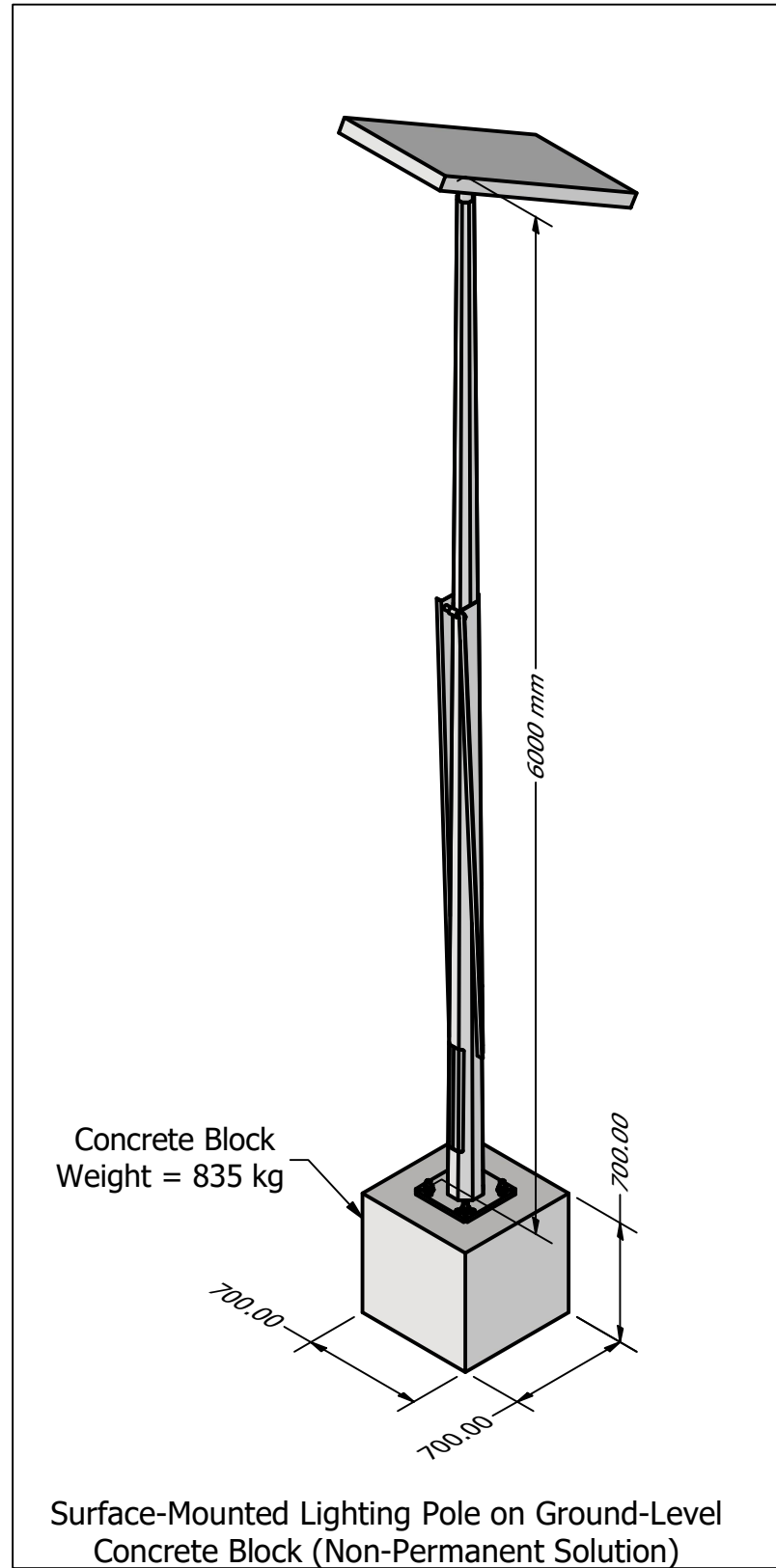
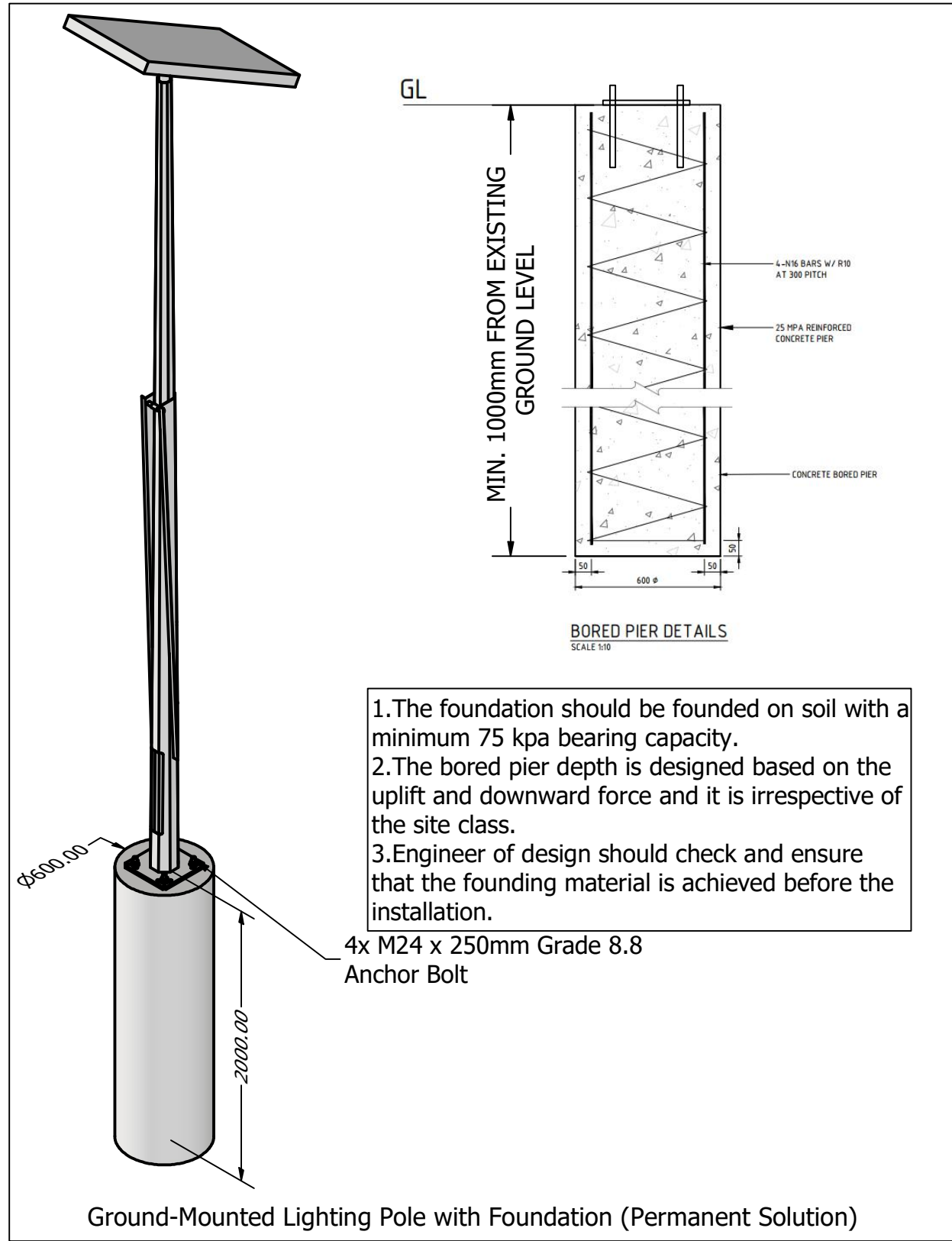


AS 1170.2 - CERTIFICATION FOR 6m HINGED LIGHT POLE

SAFE WIND VELOCITY: 26 m/s

Wind Velocity Region: N2 Region for maximum of 20° Angle of Solar Panel and N1 Region for maximum 30° Angle of Solar Panel



SSL-B60MC Solar Panel Representation
 Size - 1496mm x 685mm
 SCALE 1/15

Safe Wind Speeds for Varying Solar Panel Angles	
Solar Panel Angle	Safe Wind Velocity (kmph)
upto 20°	93.6 (N2 Region)
20° to 30°	93.6 (N1 Region)
30° to 40°	65
40° to 50°	60
50° to 60°	55

REVISION	DATE	REVISED BY	DRAWN	APPROVED	OWNED BY	DESCRIPTION	SHEET TITLE	CREATED BY
A	29/08/2024	MD	V.K	N.S.				
			V.K	RPEQ No.: 23862				
				SHEET No.: 32123_4				

6m Hinged Light Pole

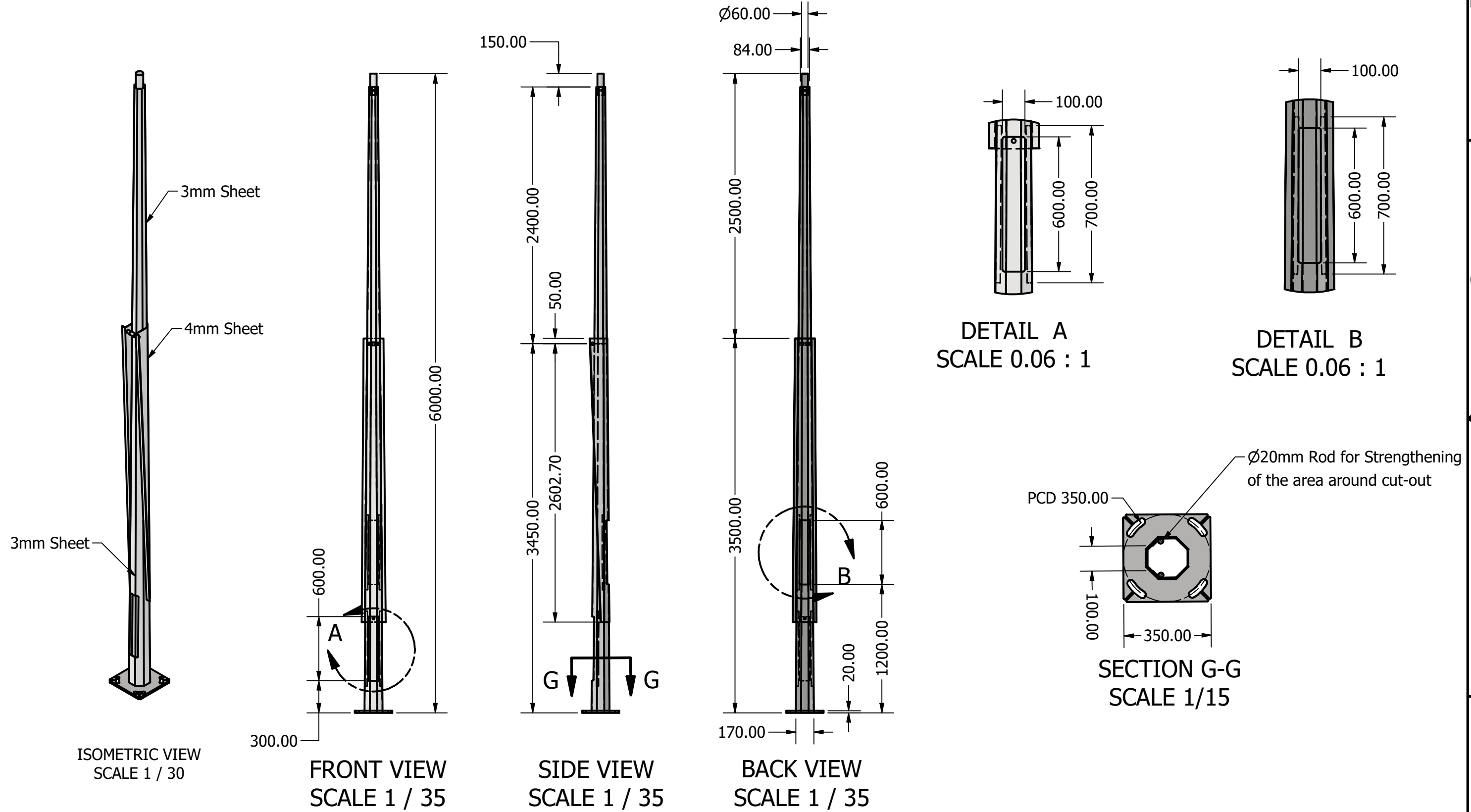
6m Hinged Light Pole Wind Rating Certification

www.csaengineering.com.au

AS 1170.2 - CERTIFICATION FOR 6m HINGED LIGHT POLE

SAFE WIND VELOCITY: 26 m/s

Wind Velocity Region: N2 Region for maximum of 20° Angle of Solar Panel and N1 Region for maximum 30° Angle of Solar Panel

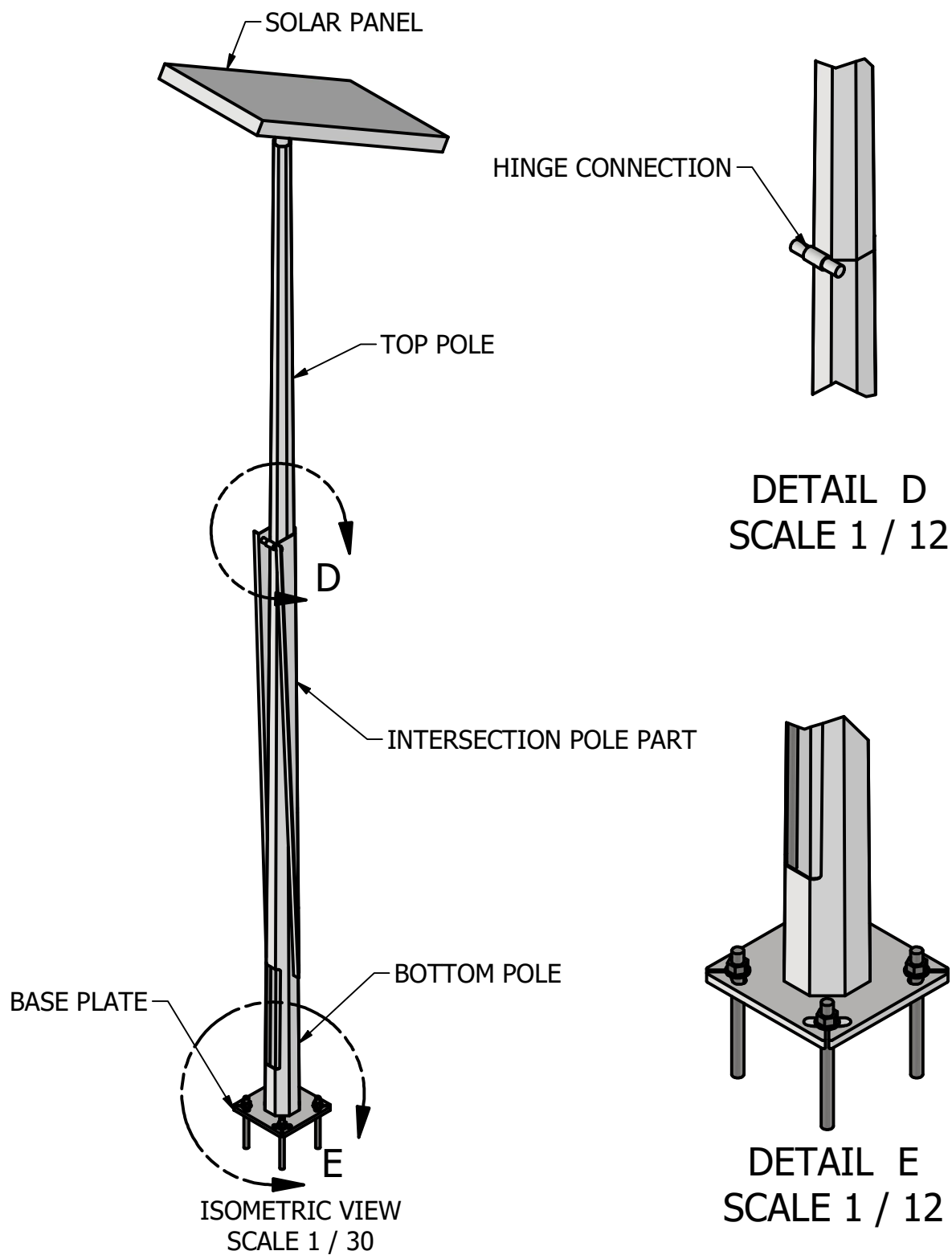


REVISION	DATE	REVISED BY	DRAWN	APPROVED	OWNED BY	DESCRIPTION	SHEET TITLE	CREATED BY
A	29/08/2024	MD	V.K	N.S.		6m Hinged Light Pole	6m Hinged Light Pole Wind Rating Certification	 www.csaengineering.com.au
			V.K	RPEQ No.: 23862				
			SHEET No.: 32123_5					

AS 1170.2 - CERTIFICATION FOR 6m HINGED LIGHT POLE

SAFE WIND VELOCITY: 26 m/s

Wind Velocity Region: N2 Region for maximum of 20° Angle of Solar Panel and N1 Region for maximum 30° Angle of Solar Panel



SPECIFICATIONS				
PART NAME	MATERIAL	TOTAL LENGTH	QTY	WEIGHT IN KG/QTY
TOP POLE	Q 355	2400	1	18.448
BOTTOM POLE	Q 355	3450	1	38.08
INTERSECTION POLE PART	Q 355	2600	1	30.02
BOTTOM PLATE	Q 355	350	1	13.67

SAFETY INSTRUCTIONS:

- BEFORE INSTALLATION, ASSESS THE SITE FOR ANY POTENTIAL HAZARDS, SUCH AS OVERHEAD POWER LINES, UNSTABLE GROUND, OR NEARBY STRUCTURES. ENSURE THAT THE SITE IS SUITABLE FOR THE POLE'S HEIGHT AND DESIGN.
- ENSURE THE BASE PLATE IS SECURELY ANCHORED INTO THE FOUNDATION. USE BOLTS AND NUTS SPECIFIED BY THE DESIGN, AND TIGHTEN THEM TO THE RECOMMENDED TORQUE SETTINGS. THE FOUNDATION MUST BE LEVEL AND STABLE TO AVOID TILTING OR UNEVEN STRESS DISTRIBUTION.
- THE HINGE MECHANISM MUST BE ROBUST AND DESIGNED TO PREVENT FAILURE UNDER THE APPLIED LOADS. IT SHOULD ALLOW SAFE AND EASY LOWERING AND RAISING OF THE POLE WITHOUT EXCESSIVE PLAY OR DEFORMATION.
- PERSONAL ITEMS AND OTHER EQUIPMENT ARE NOT ALLOWED IN THE FALL ZONE.
- THE POLE IS DESIGNED TO WITHSTAND A WIND VELOCITY OF UP TO 26 m/s (93.6 km/hr) AS PER AS 4055 AND AS 1170.2 FOR THE N1 AND N2 REGION. DO NOT INSTALL THE POLE IN AREAS WHERE HIGHER WIND SPEEDS ARE EXPECTED UNLESS FURTHER ANALYSIS AND REINFORCEMENT ARE PERFORMED.
- SAFETY PRECAUTIONS MUST BE IMPLEMENTED BY THE INSPECTOR FOR SPEEDS EXCEEDING 93.6 km/hr.
- AFTER RAISING THE POLE, ENSURE THE LOCKING MECHANISM IS SECURELY ENGAGED TO PREVENT THE POLE FROM ACCIDENTALLY LOWERING, ESPECIALLY UNDER WINDY CONDITIONS.
- PERFORM REGULAR INSPECTIONS OF THE POLE, HINGE MECHANISM, AND BASE PLATE FOR SIGNS OF CORROSION, WEAR, OR DAMAGE. CHECK FOR ANY LOOSE BOLTS OR OTHER COMPONENTS THAT MAY HAVE BEEN AFFECTED BY WIND OR ENVIRONMENTAL CONDITIONS.
- WHEN THE POLE IS BEING LOWERED OR RAISED, KEEP NON-ESSENTIAL PERSONNEL AND BYSTANDERS OUT OF THE AREA TO PREVENT ACCIDENTS.
- INSTALL AN IDENTIFICATION PLATE ON THE POLE THAT INCLUDES THE MODEL NUMBER, WIND RATING, MANUFACTURER'S DETAILS, INSTALLATION DATE, SIZE, AND ANY OTHER RELEVANT SPECIFICATIONS FOR IDENTIFICATION AND COMPLIANCE.

REVISION	DATE	REVISED BY	DRAWN	APPROVED	OWNED BY	DESCRIPTION	SHEET TITLE	CREATED BY
A	29/08/2024	MD	V.K	N.S.				
			DESIGNED V.K	RPEQ No.: 23862				
			SHEET No.: 32123_6					
						6m Hinged Light Pole	6m Hinged Light Pole Wind Rating Certification	CSA ENGINEERING www.csaengineering.com.au