



Professional LED Street Lighting





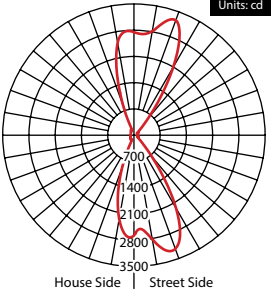
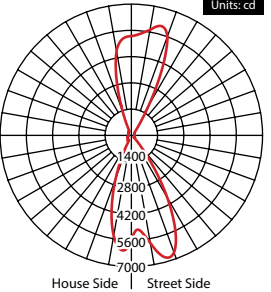
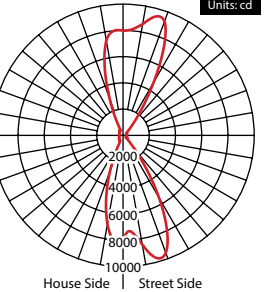
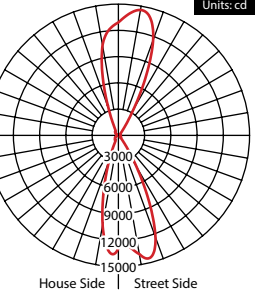
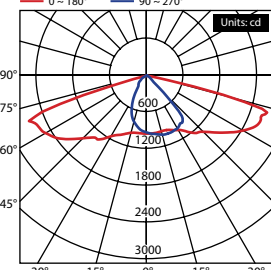
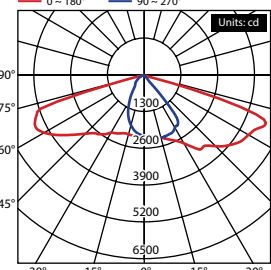
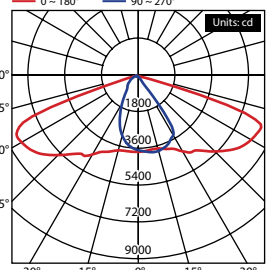
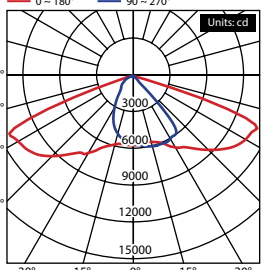
LSL-A series: Available in 50W, 100W, 150W and 200W models

The ENSA™ LSL-A series features all-weather, high efficiency LED street lights, with superior light distribution, colour rendering and vertical illumination when compared to traditional HPS lamps. With an innovative, modular design, the LSL-A series offers a variety of models suitable for all road types, parks, squares and more.

Each street light utilises Philips Lumileds to deliver long lasting, high efficiency lighting. Each light has a batwing light distribution that concentrates light upon roads and walkways, reducing street light glare and light spill into homes/private property.

- High efficiency, all-weather, low energy use street light.
- Effective light distribution with 140° x 60° beam angle.
- Up to 100lm/W performance with Philips Lumileds LEDs.
- Each street light model includes in-line surge protection.
- Available in 4500K natural white colour temperature.
- IP65 dust and weather resistant for external use.

Series Specifications

Model	LSL-A50	LSL-A100	LSL-A150	LSL-A200
Product Image				
Series Name	LSL-A Series Professional LED Street Lights			
Optical				
Light Output	5000lm	10000lm	15000lm	20000lm
Luminous Efficacy	100lm/W			
Colour Temperature	3000K / 4500K / 6000K			
Colour Rendering Index	> 80			
Beam Angle	140° x 60°			
Light Decay	<3% at 6,000 hours			
Rated Lifespan	50,000 hours			
Electrical				
Power Consumption	50W	100W	150W	200W
Input Voltage	100 ~ 277VAC			
Power Factor	> 0.95			
Dimmable	N/A			
General				
Ingress Protection	IP65			
Plug / Socket / Base	No plug			
Reflector / Diffuser	N/A			
Housing Adjustments	Adjustable pole fitting: Ø57 ~ 63mm			
Operating Environment	-45° ~ 50°C / 10~90%RH			
Dimensions	485 x 330 x 90mm	590 x 330 x 90mm	690 x 330 x 90mm	770 x 330 x 90mm
Equivalent Wattage	150W metal-halide	300W metal-halide	450W metal-halide	600W metal-halide
Photometry				
Street Light Distribution				
Luminous Light Distribution				

Ordering Information

Type	Series	Wattage	Colour Temperature
LSL	-	A	50 (50W)
			100 (100W)
			150 (150W)
			200 (200W)
			CW (Cool white)
			NW (Natural white)
			WW (Warm white)

LSL-A150-NW: 150W LED Street Light in Natural White