



LED Retrofit Globe Lighting



LEDBL / GL Series: Variety of wattages in E27, B22, GU10, GU5.3 and PL G24 style fittings



The ENSA™ LED light globe series provides a variety of energy efficient LED bulbs, ideal for replacing shorter-lifespan, higher energy use incandescent, halogen and compact fluorescent bulbs. They are a perfect lighting solution for general purpose illumination.

Each ENSA™ LED light globe features a frosted diffuser to remove harsh LED glare, is available in cool & warm white temperatures and comes with a 10 year return-to-base warranty (excludes PL G24 lights, visit www.ensalife.com for full warranty terms)

This series is available in a variety of wattages and base fittings to handle all types of lighting upgrades. Form factors include standard light bulb replacements available in E27 screw base and B22 bayonet fitting; MR16 downlight bulb replacements in GU5.3 12V bi-pin fitting and GU10 240V bayonet fitting; and PL style fluorescent replacements in 2-pin & 4-pin variations.

Series Specifications

| Model | LEDBL6WE27 | LBL-C9-E27 | LEDBL11WE27 | LEDBL6WB22 | LBL-D7-B22 | LEDBL9WB22 | LEDBL11WB22 |
|-------------------------|---|--------------------|---------------------|---|---------------------|---------------------|---------------------|
| Product Image |  | | |  | | | |
| Series Name | E27 Screw LED Globe Series | | | B22 Bayonet LED Globe Series | | | |
| Optical | | | | | | | |
| Light Output | 485lm | 806lm | 1025lm | 485lm | 630lm | 795lm | 1025lm |
| Luminous Efficacy | 75lm/W | 80lm/W | 93lm/W | 75lm/W | 85lm/W | 84lm/W | 93lm/W |
| Colour Temperature | 3000K / 6500K | | | 3000K / 6500K | | 3000K / 6500K | |
| Colour Rendering Index | >80 | | | | | | |
| Beam Angle | 160° | | | | | | |
| Light Decay | <10% at 6,000 hours | <7% at 6,000 hours | <10% at 6,000 hours | <10% at 6,000 hours | <20% at 6,000 hours | <10% at 6,000 hours | <10% at 6,000 hours |
| Rated Lifespan | 30,000 hours | 25,000 hours | 30,000 hours | 30,000 hours | 15,000 hours | 30,000 hours | 30,000 hours |
| Electrical | | | | | | | |
| Power Consumption | 6.5W | 9.5W | 11W | 6.5W | 7W | 9.5W | 11W |
| Input Voltage | 220 ~ 240VAC | | | | | | |
| Power Factor | >0.5 | | | | | | |
| Dimmable | N/A | | | | | | |
| General | | | | | | | |
| Construction / Material | Aluminium & plastic | | | | | | |
| Plug / Socket / Base | E27 | | | B22 | | | |
| Operating Environment | -25° ~ +40°C | -40° ~ +45°C | -25° ~ +40°C | -20° ~ +40°C | | | |
| Dimensions | Ø60 x 107mm | | | | | | |

| Model | LEDGL5WMR | LEDGL5WGU | LEDG24D10W | LEDG24Q10W |
|-------------------------|---|--------------|--|----------------------------------|
| Product Image |  | |  | |
| Series Name | MR16 LED Downlight Series | | G24 LED PL Light Series | |
| Optical | | | | |
| Light Output | 410lm | | 960lm | |
| Luminous Efficacy | 75lm/W | | >90lm/W | |
| Colour Temperature | 3000K / 6500K | | 3000K / 5500K | |
| Colour Rendering Index | >80 | | >80 | |
| Beam Angle | 105° | | 145° | |
| Light Decay | <10% after 6,000 hours | | <15% after 20,000 hours | |
| Rated Lifespan | 30,000 hours | | 32,000 hours | |
| Electrical | | | | |
| Power Consumption | 5.5W | | 10W | |
| Input Voltage | 12VDC | 220 ~ 240VAC | 85 ~ 265VAC | |
| Power Factor | >0.5 | | >0.9 | |
| Dimmable | N/A | | N/A | |
| General | | | | |
| Construction / Material | Aluminium & polycarbonate | | | |
| Plug / Socket / Base | GU5.3 | GU10 | G24D 2-pin / 180° rotatable base | G24Q 4-pin / 180° rotatable base |
| Operating Environment | -25° ~ +40°C | | -20° ~ 65°C / 80%RH (max) | |
| Dimensions | Ø51 x 50mm | Ø56 x 50mm | 35 x 35 x 181mm | |

Ordering Information

| Type | Wattage | Base Fitting | Colour Temperature |
|-------|-----------|-------------------|--------------------|
| LEDBL | 6W (6.5W) | E27 (E27 Screw) | 3K (Warm white) |
| | 11W (11W) | B22 (B22 Bayonet) | 65K (Cool white) |
| LEDGL | 5W (5.5W) | GU (GU10 Bayonet) | 3K (Warm white) |
| | | MR (GU5.3 Bi-pin) | 65K (Cool white) |

LEDBL6WE2765K: 6.5W LED Globe with E27 Base in Cool White

| Type | Series | Wattage | Base Fitting | Colour Temperature |
|------|--------|----------|-----------------|--------------------|
| LBL | D | 7 (7W) | B22 (B22 Bayo.) | C (Cool white) |
| | C | 9 (9.5W) | E27 (E27 Screw) | W (Warm white) |

LBL-C9-E27C: 9.5W LED Globe with E27 Base in Cool White

| Type | Base Fitting | Wattage | Colour Temperature |
|--------|--------------|-----------|--------------------|
| LEDG24 | D (2-pin) | 10W (10W) | 3K (Warm white) |
| | Q (4-pin) | | 5K (Cool white) |

LEDG24Q10W3K: 10W LED PL Light with 4-pin Base in Warm White