



Residential LED Flood Lighting





Available in 10W, 20W, 30W and 50W models, with PIR motion sensing

The ENSA™ residential LED flood light series comprises durable, IP65 rated weather resistant LED lights best used in domestic and small business applications. They are an excellent alternative to halogen flood lights, using almost a third of the power for equivalent light output.

Available in a variety of models, this series has a flood light fit to illuminate any space. The versatile range can be used in general purpose lighting, signage illumination, security lighting and more. 20W and 50W models are also available with PIR motion sensing built in. Further reduce your energy usage and increase your security by incorporating LED sensor flood lighting.

- Variety of efficient LED flood lights, for every application.
- Efficient replacement for conventional halogen floods.
- Wide 120° beam angle, ideal for general purpose lighting.
- Sensor flood light models detect up to 12m in a 90° arc.

Series Specifications (Standard)

Model	LEDFL10W5K	LEDFL20W5K	LEDFL30W5K	LEDFL50W5K
Product Image				
Series Name	Domestic LED Flood Lights			
Optical				
Luminous Flux	530lm	1300lm	2000lm	3300lm
Luminous Efficacy	53lm/W	65lm/W	67lm/W	66lm/W
Colour Temperature	5000K			
Colour Rendering Index	>80			
Beam Angle	120°			
Light Decay	<15% at 20,000 hours			
Rated Lifespan	35,000 hours			
Electrical				
Power Consumption	10W	20W	30W	50W
Input Voltage	85 ~ 265VAC			
Power Factor	>0.9			
Dimmable	N/A			
General				
Ingress Protection	IP65			
Plug / Socket / Base	No plug			
Reflector / Diffuser	Aluminium reflector; glass front			
Housing Adjustments	Single-point fastened 180° angle adjustable			
Operating Environment	-20° ~ 40°C			
Dimensions	115 x 100 x 85mm	180 x 140 x 135mm	224 x 185 x 160mm	285 x 234 x 170mm
Equivalent Wattage	20W halogen	50W halogen	75W halogen	120W halogen

Series Specifications (Sensor)

Model	LEDFL20W5KS	LEDFL50W5KS
Product Image		
Series Name	Domestic LED Sensor Flood Lights	
Optical		
Luminous Flux	1120lm	2800lm
Luminous Efficacy	56lm/W	
Colour Temperature	5000K	
Colour Rendering Index	>80	
Beam Angle	120°	
Light Decay	<15% at 20,000 hours	
Rated Lifespan	35,000 hours	
Electrical		
Power Consumption	20W	50W
Input Voltage	85 ~ 265VAC	
Power Factor	>0.9	
Dimmable	N/A	
Detection		
Light Sensor	Built-in dusk/dawn switch	
Motion Sensor	Passive infrared detection	
Sensing Shape/Range	90° arc up to 12m range	
General		
Ingress Protection	IP65	
Plug / Socket / Base	No plug	
Reflector / Diffuser	Aluminium reflector; glass front	
Housing Adjustments	Single-point fastened 180° angle adjustable	
Operating Environment	IP65	
Dimensions	180 x 140 x 135mm	285 x 250 x 170mm
Equivalent Wattage	40W halogen	80W halogen