



Commercial LED High Bay Lighting




LHB-D Series: Commercial chain mount high bay lighting in 100W, 150W and 200W models

The ENSA™ LHB-D high bay series delivers energy efficient lighting to industrial and commercial environments at an economic price point. They are also weather-resistant, making them ideal for outdoors installations and events.

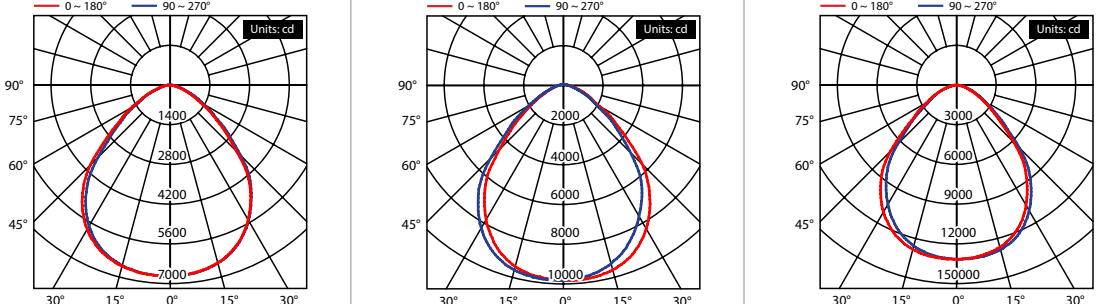
The LHB-D series delivers ideal lighting conditions in areas with high ceilings up to 12m, such as warehouses, manufacturing facilities and exhibition halls, with a high luminous efficacy for optimal power consumption. Each light has a compact, robust aluminium body and comes in 5700K cool white colour temperature.

- 100W, 150W and 200W industry-ready LED high bay light
- High 130lm/W luminous efficacy for energy efficiency
- Includes G1/2" thread hook for chain mount & safety cable
- 180° U-bracket and G1/2" pole mount (optional)
- Compact and robust: no additional reflector required
- Efficient heatsink cooling technology, IP66 weather rated
- Available in 5700K cool white colour temperature
- Available in 60°, 90° and 120° beam angles

Series Specifications

Model	LHB-D100	LHB-D150	LHB-D200
Product Image			
Series Name	LHB-D Series: Commercial LED High Bay Series		
Optical			
Light Output	13000lm	19500lm	26000lm
Luminous Efficacy	130lm/W		
Colour Temperature	5700K (cool hite)		
Colour Rendering Index	>80		
Beam Angle	90° (standard) / 120°	90° (standard) / 120°	60° / 90° (standard) / 120°
Rated Lifespan	50,000 hours		
Electrical			
Power Consumption	100W	150W	200W
Input Voltage	100~277VAC		
Power Factor	> 0.93		
Dimmable	N/A		
General			
Ingress Protection	IP66		
Plug / Socket / Base	3-pin AC plug		
Reflector / Diffuser	Aluminium / Polycarbonate		
Housing Adjustments	G1/2" thread		
Operating Environment	-20 ~ 40°C		
Dimensions	Ø300 x 155mm	Ø330 x 155mm	Ø390 x 155mm
Photometry			

Illuminance at a Distance	LHB-D100		LHB-D150		LHB-D200	
	Centre Beam Avg (lx)	Beam Diameter (m)	Centre Beam Avg (lx)	Beam Diameter (m)	Centre Beam Avg (lx)	Beam Diameter (m)
1m	2978	2.05	4511	1.98	5923	1.98
2m	744	4.11	1128	3.97	1481	3.95
3m	331	6.16	501	5.95	658	5.93
4m	186	8.22	282	7.94	370	7.91
5m	119	10.27	180	9.92	237	9.88

Luminous Light Distribution	LHB-D100		LHB-D150		LHB-D200	
	0 ~ 180°	90 ~ 270°	0 ~ 180°	90 ~ 270°	0 ~ 180°	90 ~ 270°
						

Ordering Information

Type	Series	Wattage	Colour Temperature	Beam Angle
LHB	-	D	100 (100W)	60 (60°, 200W only)
			150 (150W)	90 (90°)
			200 (200W)	120 (120°)
LHB-D150-C90: 150W LED High Bay in Cool White (90°)				

Additional Accessories

The optional **180° U-bracket mount** and **G1/2" pole mount** open up more installation opportunities for the LHB-D series.



Your local ENSA™ lighting solutions professional: