



## Professional High Power LED Flood Lighting






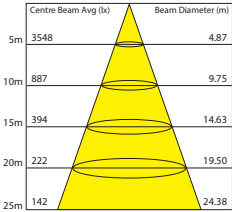
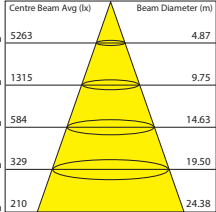
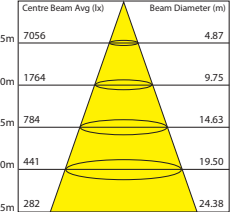
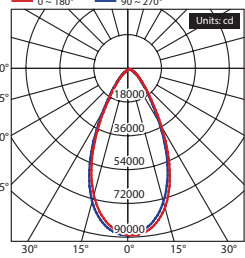
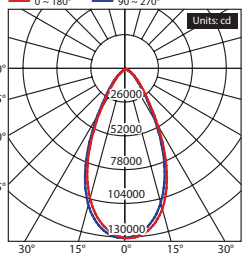
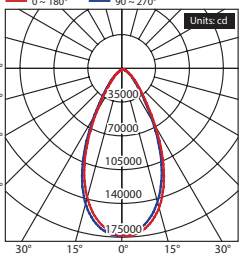
LFL-F Series: Adjustable flood lighting in 480W, 720W, 960W, 1200W & 1440W models

Combining innovative lighting design and leading energy efficiency, ENSA™ LFL-F Series LED flood lights deliver large scale lighting solutions without compromise. Lights feature precision adjustment controls with modular LED units that rotate and tilt to enable precision light aiming and smooth installation.

LFL-F Series lighting solutions also sport 165lm/W, low lumen-depreciation LEDs to increase lifespan and reduce required maintenance. They have been installed in sports lighting applications and in large outdoor production & carpark facilities.

- Best in performance LED lighting efficiency at 165lm/W
- Unique rotate & tilt modules for precision adjustment
- 360° LED module rotation and 140° tilt adjustment
- Reinforced mounting bracket with multiple mount points
- High performance, long lifespan Lumileds LED package
- High quality Meanwell driver, DALI dimmable optional
- Available in a variety of beam angles as per application
- IP66 weather rated, powder-coated aluminium chassis

## Series Specifications

Model	LFL-F480	LFL-F720	LFL-F960	LFL-F1200	LFL-F1440
Product Image					
Series Name	LFL-F Series LED Flood Light				
<b>Optical</b>					
Luminous Flux	79,200lm	118,800lm	158,400lm	190,000lm	237,600lm
Luminous Efficacy	165lm/W				
LED Package	Lumileds (62pcs/module)				
LED Testing	LM80 / TM21 (available on request)				
Colour Temperature	6500K cool white				
Colour Rendering Index	> 70				
Beam Angle Options	60° (standard) / 30°, 90°, 120° (optional)				
Rated LED Lifespan	50,000 hours				
<b>Electrical</b>					
Power Consumption	480W	720W	960W	1200W	1440W
Input Voltage	90 ~ 305VAC, 50/60Hz				
Power Factor	> 0.95				
Dimming Technology	DALI (optional)				
<b>General</b>					
Ingress Protection	IP66				
Driver Package	Meanwell LED driver, Unterminated				
Reflector / Diffuser	Aluminium heatsink, Polycarbonate lens				
Housing Adjustments	360° rotate & 140° tilt (modules)				
Operating Environment	-40° ~ 60°C				
Dimensions	536 x 165 x 579mm	691 x 202 x 579mm	846 x 202 x 579mm	1001 x 277 x 579mm	1156 x 277 x 579mm
Net Weight	12.0kg	15.8kg	19.9kg	24.2kg	26.5kg
Effective Projected Area	0.20m <sup>2</sup>	0.35m <sup>2</sup>	0.44m <sup>2</sup>	0.58m <sup>2</sup>	0.64m <sup>2</sup>
Windage (Class 15, 42~51m/s)	Load	34.0kg	43.5kg	53.0kg	63.0kg
	Pole Bearing	46.0kg	59.3kg	72.9kg	87.2kg
<b>Photometry</b>					
Illuminance at a Distance					
	LFL-F480-C (480W, 60°)	LFL-F720-C (720W, 60°)	LFL-F960-C (960W, 60°)		
					
Luminous Light Distribution	LFL-F480-C (480W, 60°)	LFL-F720-C (720W, 60°)	LFL-F960-C (960W, 60°)		

## Ordering Information

Type	Series	Wattage	Colour Temperature	Beam Angle
LFL	-	480 (480W) 720 (720W) 960 (960W)	-	C (Cool white)
				(60° standard) 30D (30°) 90D (90°) 120D (120°)

Your local ENSA™ lighting solutions professional: