


# Power over Ethernet Switches




VSPOE-SW Series: Available in 8, 16 and 24 port models with gigabit uplink



The VSPOE-SW Power over Ethernet switch series comprises 10/100Mbps PoE switches in 8, 16 & 24 port configurations. All models support layer 2 network management and provide high-speed data forwarding. These switches are widely used in networking and wireless systems, surveillance, IP telephony and more.

## Product Features

- 100Mbps downlink ports and Gigabit uplink ports.
- PoE+ power supply, meeting the power supply needs of most cameras and wireless network access equipment.
- IEEE802.3af and IEEE802.3at standards compliant.
- Easy remote management system featuring port rate control, VLAN settings, security, PoE output setup and more.

Model	VSPOE-SW8	VSPOE-SW16	VSPOE-SW24
Product Image			
Series Name	VSPOE-SW Series Power Over Ethernet Switches		
<b>General</b>			
Ethernet Ports	1 x 1000 Base-X 1 x 10/100/1000 Base-T 8 x 10/100 Base-T (PoE power supply ports)	2 x 10/100/1000 Base-T 16 x 10/100 Base-T (PoE power supply ports)	2 x 10/100/1000 Base-T 24 x 10/100 Base-T (PoE power supply ports)
Remote Management	N/A	Remote Management System	Remote Management System
Power Consumption	Per port: ≤30W Total: ≤93W	Per port: ≤30W Total: ≤250W	Per port: ≤30W Total: ≤370W
PoE Protocol	IEEE802.3af / IEEE802.3at	IEEE802.3af / IEEE802.3at	IEEE802.3af / IEEE802.3at
Exchange Mode	Store & forward	Store & forward	Store & forward
Operating Environment	-30° ~ 65°C / RH90% (max)	-10° ~ 55°C / RH90% (max)	-10° ~ 55°C / RH90% (max)
Weight	0.54kg	2.69kg	2.79kg
Dimensions	150 x 100 x 42mm	442 x 124 x 45mm	442 x 124 x 45mm

Your local VIP Vision™ professional: